



सत्यमेव जयते

महाराष्ट्र विद्युत नियामक आयोग Maharashtra Electricity Regulatory Commission



Ref. No. MERC/FAC/2024-25/0168

Date: 18 March 2025

The Managing Director,
KRC Infrastructure and Projects Private Ltd.,
Raheja Tower, Level-9, Block G,
Plot No. C-30,
Bandra Kurla Office Complex,
Bandra (E), Mumbai – 400 051

Subject: Post facto approval of Fuel Adjustment Charges (FAC) submissions of KRCIPPL for the months of July 2024, August 2024, and September 2024.

Reference: 1. KRCIPPL's FAC submission for the months July 2024, August 2024, and September 2024 vide email dated 29th November 2024.
2. Data gaps communicated vide email dated 23rd December 2024.
3. KRCIPPL's response to data-gaps vide email dated 15th January 2025.

Sir,

Upon vetting the FAC calculations for the months of July 2024, August 2024 and September 2024 as mentioned the above reference, the Commission has accorded approval for charging FAC to its consumers as shown in the table below:

Month	July 2024	August 2024	September 2024
Z _{FAC} allowed for recovery (Rs. Crore)	-	-	-

The Commission allows the accumulation of FAC fund of Rs. (0.090) Crore, Rs. (0.333) and Rs. (0.266) for month of July 2024, August 204 and September 2024. This balance is after adjusting the negative FAC for the month of the July 2024, August 204 and September 2024 in opening FAC fund at the beginning of the respective months. The Commission allows the accumulation of FAC amount of Rs. (0.653) Crore which shall from part of FAC fund and shall be carried forward to next FAC billing cycle with holding cost. Further, as directed by the Commission, KRCIPPL shall maintain the monthly account of FAC Fund and upload it on its website to maintain transparency of FAC Fund, and also for the information of all the stakeholders.



Yours faithfully,

(Dr. Rajendra G. Ambekar)
Secretary, MERC

Encl: Annexure A: Detailed Vetting Report for the period of July 2024, August 2024 and September 2024

POST FACTO APPROVAL FOR FAC CHARGES FOR THE MONTHS OF July 2024, August 2024, AND September 2024

Subject: Post facto approval of Fuel Adjustment Charges (FAC) submissions of KRCIPPL for the months of July 2024, August 2024, and September 2024.

Reference:

1. KRCIPPL's FAC submission for the months July 2024, August 2024, and September 2024 vide email dated 29th November 2024.
2. Data-gaps communicated vide email dated 23rd December 2024.
3. KRCIPPL's response to data-gaps vide email dated 15th January 2025.

1. FAC submission by KRCIPPL:

1.1 KRCIPPL has made FAC submissions for the months of July 2024, August 2024, and September 2024 as referred above. Upon vetting the FAC calculations, taking cognizance of all the submissions furnished by KRCIPPL, the Commission has accorded post facto approval for the FAC amount to be charged in the billing months of September 2024, October 2024 and November 2024.

2. Background

- 2.1 On 31 March 2023 the Commission has issued MTR Order in respect of KRCIPPL (Case No. 214 of 2022) for Truing up of Aggregate Revenue Requirement for FY 2019-20, FY 2020-21 and FY 2021-22, Provisional Truing up for FY 2022-23 and approval of revised estimates of ARR and Tariff for FY 2023-24 and FY 2024-25. Revised Tariff has been made applicable from 1 April 2023.
- 2.2 Vide its letter dated 20 April 2020, the Commission communicated the excel formats and guiding principles for filing of FAC submissions to all Distribution Licensees including SEZs. The Commission also directed all Distribution Licensees to submit FAC computations, including details pertaining to variation in fuel cost of generators for the approval of the Commission.
- 2.3 The summary of the FAC Vetting Report approvals granted by the Commission till date is given below:
- Prior approval to the FAC for the month of April 2020 vide FAC vetting Report dated 7 June, 2020.
 - Post-facto approval to the FAC for the months of May and June 2020 vide FAC vetting Report dated 30 September 2020.
 - Post-facto approval to the FAC for the months of July 2020, August 2020, and September 2020 vide FAC vetting Report dated 08 December 2020.
 - Post-facto approval to the FAC for the months of October 2020, November 2020 and December 2020 vide FAC vetting Report dated 25 March 2021.
 - Post-facto approval to the FAC for the month of January to March 2021 vide FAC Vetting Report dated 10 June 2021.



Approval of FAC Charges for the months of July 2024, August 2024 and September 2024

- Post-facto approval to the FAC for the month of April 2021, May 2021, and June 2021 vide FAC Vetting Report dated 24 August 2021.
- Post-facto approval to the FAC for the month of July 2021, August 2021, and September 2021 vide FAC Vetting Report dated 5 January 2022.
- Post-facto approval to the FAC for the month of October 2021, November 2021 and December 2021 vide FAC Vetting Report dated 28 June 2023.
- Post-facto approval to the FAC for the month of January 2022, February 2022 and March 2022 vide FAC Vetting Report dated 24 July 2023.
- Post-facto approval to the FAC for the month of April 2022, May 2022 and June 2022 vide FAC Vetting Report dated 2 November 2023.
- Post-facto approval to the FAC for the month of July 2022, August 2022 and September 2022 vide FAC Vetting Report dated 2 November 2023.
- Post-facto approval to the FAC for the month of October 2022, November 2022 and December 2022 vide FAC Vetting Report dated 2 November 2023.
- Post-facto approval to the FAC for the month of January 2023, February 2023 and March 2023 vide FAC Vetting Report dated 2 November 2023.
- Post-facto approval to the FAC for the month of April 2023, May 2023 and June 2023 vide FAC Vetting Report dated 11 January 2024.
- Post-facto approval to the FAC for the month of July 2023, August 2023, and September 2023 vide FAC Vetting Report dated 11 March 2024.
- Post-facto approval to the FAC for the month of October 2023, November 2023, and December 2023 vide FAC Vetting Report dated 18 June 2024.
- Post-facto approval to the FAC for the month of January 2024, February 2024, and March 2024 vide FAC Vetting Report dated 24 July 2024.
- Post-facto approval to the FAC for the month of April 2024, May 2024, and June 2024 vide FAC Vetting Report dated 27th December 2024.


2.4 As per provisions of MYT Regulations, 2019, a Distribution Licensee (SEZ) is required to obtain post-facto approval from the Commission on a quarterly basis for FAC charges within 60 days of close of each quarter. Accordingly, vide its letter dated 29th November 2024, KRCIPPL has filed FAC submissions for the months of July 2024, August 2024, and September 2024 for post-facto approval. The Commission has scrutinized the submissions provided by KRCIPPL and has also verified the fuel and power purchase bills provided along with its submissions.

3. Energy Sales of the Licensee

- 3.1 In the MTR Order dated 31 March 2023 passed by the Commission in Case No. 214 of 2022, the Commission has approved revised tariffs to maintain zero cross subsidy across tariff categories.
- 3.2 The net energy sales within the licence area as submitted by KRCIPPL in the FAC submission and as approved by the Commission are as shown in the Table 1 below:

Table 1: Energy Sales approved and Actual in MUs

Consumer Category	Approved by the Commission (MU)	Monthly Approved (MU)	Actual Sales (MU)		
			Jul-24	Aug-24	Sep-24
	(I)	(II=I/12)	(III)	(IV)	(V)
HT Category					



Approval of FAC Charges for the months of July 2024, August 2024 and September 2024

Consumer Category	Approved by the Commission (MU)	Monthly Approved (MU)	Actual Sales (MU)		
			Jul-24	Aug-24	Sep-24
	(I)	(II=I/12)	(III)	(IV)	(V)
HT-I Industrial	22.59	1.88	1.75	1.83	1.85
HT-II Commercial	-	-	-	-	-
HT-III - EV Charging Stations	-	-	0.00	0.00	0.00
LT Category					
LT-II (A) Commercial (0-20 kW)	0.02	0.00	0.01	0.01	0.01
LT-II (B) Commercial (above 20 kW)	0.81	0.07	0.07	0.04	0.04
LT-III (A) Industrial (0-20 kW)	-	-	0.01	0.01	0.01
LT-III (B) Industrial (above 20 kW)	5.28	0.44	0.36	0.35	0.33
LT-IV Electric Vehicle (EV) Charging Stations	-	-	0.01	0.01	0.01
Total	28.71	2.39	2.21	2.25	2.25

3.3 It can be observed from above Table 1 that the actual sales during the months of July 2024, August 2024, and September 2024 are 2.21 MUs, 2.25 MUs and 2.25 MUs respectively which is around 7.56%, 5.96% and 5.82% lower than approved monthly energy sales of 2.39 MUs. The major variation was observed in the LT-III (B) Industrial (above 20 kW) Category.

4. Power Purchase Details

- 4.1 KRCIPPL is a deemed Distribution Licensee notified by the Commission for its IT & ITeS SEZ located at Village Kharadi, Taluka Haveli, District Pune. KRCIPPL does not own or operate any generating stations. Accordingly, KRCIPPL is required to procure power from outside sources in order to fulfil the electricity demand of its consumers.
- 4.2 KRCIPPL has procured RE power through IEX in the GDAM, through PXIL and HPX in the GTAM and through Manikaran Power Limited during the months of July 2024, August 2024 and September 2024. KRCIPPL purchased 0.06 MUs and 5.16 MUs of Solar and non-Solar power in July 2024 at an average rate of Rs. 4.30/kWh and Rs. 3.55/kWh, respectively. Similarly, KRCIPPL purchased 0.30 MUs and 2.31 MUs of Solar and non-Solar power in August 2024 at an average rate of Rs. 4.32/kWh and Rs. 3.13/kWh. Similarly, KRCIPPL purchased 0.49 MUs and 2.22 MUs of Solar and non-Solar power in September 2024 at an average rate of Rs. 4.64/kWh and Rs. 3.39/kWh. The differential cost adjustment for power procured from wind generators and claimed on provisional basis during the period of April 2024 to June 2024 have been made in the month of July 2024 when the actual invoice has been received. Further, the differential cost adjustment for power procured from wind generators and claimed on provisional basis in the month of July 2024 have been made in the month of September 2024 when the actual invoice has been received. This adjustment amounts to Rs. (0.24) Crore and Rs. (0.06) Crore in July 2024 and September 2024.
- 4.3 The Commission notes that KRCIPPL has purchased RE power through the power exchanges and Manikaran Power Limited to meet the RPO obligations in the months of July 2024 to September 2024. The power purchase has been through power exchanges where the prices are market driven and competitively discovered. The Commission in the MTR Order in Case no. 214 of 2022 has approved the RE procurement up to the RPO percentage stipulated in the Regulations for FY 2023-24 and FY 2024-25 and the tariff of RE sources is considered as Rs. 4.90 per unit which is weighted average rate of GDAM for the period of July to December 2022.




Approval of FAC Charges for the months of July 2024, August 2024 and September 2024

- 4.4 Further, KRCIPPL has procured 0.01 MUs, 0.08 MUs and 0.07 MUs of power from Power Exchange at average rates of Rs. 4.60/kWh, Rs. 6.61/kWh and 6.02/kWh during the months of July 2024, August 2024, and September 2024, respectively. KRCIPPL has fulfilled its total load requirement by procuring power from power exchanges under its various products GDAM/GTAM for green power requirements apart from the contracted power with MPL, and conventional power through TAM, DAM, and RTM.
- 4.5 Summary of power purchase of KRCIPPL is as under:

Table 2: Power Purchase of KRCIPPL

Sr. No.	Particular	Compliance																												
1	Purchase from Approved Source	Yes. In line with the MTR order in Case No. 214 of 2024, KRCIPPL has procured power through various products of power exchange and Manikaran Power Limited for July 2024 to September 2024. In line with the aforesaid order KRCIPPL has procured power from MPL (Wind power), and through various product from power exchange (Both conventional and RE power)																												
2	Merit Order Dispatch	Yes. KRCIPPL met its peak power requirement through various product from power exchange and through Manikaran Power Limited which is in line with MOD principles.																												
3	Fuel Utilization Plan	Not applicable. All the sources of power procurement fall under Section 63 of EA, 2003.																												
4	DSM Pool	KRCIPPL has injected 1.42 MUs, 0.12 MUs and 0.37 MUs in month of July 2024, August 2024, and September 2024.																												
5	Sale of Surplus Power	KRCIPPL has sold the surplus power of 0.68 MUs, 0.29 MUs and 0.02 MUs at average rate of Rs. 4.80/kWh, Rs. 2.69/kWh and Rs. 3.37/kWh in the month of July 2024, August 2024, and September 2024.																												
6	Power Purchase	Actual Power Purchase is 3.12 MUs, 2.28MUs and 2.39 MUs in the months of July 2024, August 2024, and September 2024, respectively, as against approved monthly power purchase of 2.52 MUs. The power purchase quantum is higher on account of the estimated power purchase from RE Non-Solar sources considered by KRCIPPL in the FAC submission for Q1 of FY 2024-25 due to non-availability of invoices from wind generators. In the absence of actual power purchase quantum from the wind generators for the respective month, the Commission noted that KRC Discoms has used provisional data from the RE replacement schedule from the MSLDC Scheduling Portal for FAC computation wherever actual invoices were not available. This provisional data has led to an increase in the estimated cost of wind generation, and it has also impacted the pool imbalance quantum.																												
7	Source wise Power Purchase	<table border="1"> <thead> <tr> <th>Source Name</th> <th>Approved (MU)</th> <th>Actual Jul 2024 (MU)</th> <th>Proportion of each Source in Actual Purchase (%)</th> </tr> </thead> <tbody> <tr> <td>RE Solar</td> <td>0.34</td> <td>0.06</td> <td>1.82%</td> </tr> <tr> <td>RE non-Solar[#]</td> <td>0.29</td> <td>5.16</td> <td>165.29%</td> </tr> <tr> <td>New Source</td> <td>1.89</td> <td>-</td> <td>0.00%</td> </tr> <tr> <td>Exchange</td> <td>-</td> <td>0.01</td> <td>0.23</td> </tr> <tr> <td>DSM Pool</td> <td>-</td> <td>(1.42)</td> <td>-45.39%</td> </tr> <tr> <td>Sale of surplus power</td> <td>-</td> <td>(0.68)</td> <td>-21.96%</td> </tr> </tbody> </table>	Source Name	Approved (MU)	Actual Jul 2024 (MU)	Proportion of each Source in Actual Purchase (%)	RE Solar	0.34	0.06	1.82%	RE non-Solar [#]	0.29	5.16	165.29%	New Source	1.89	-	0.00%	Exchange	-	0.01	0.23	DSM Pool	-	(1.42)	-45.39%	Sale of surplus power	-	(0.68)	-21.96%
Source Name	Approved (MU)	Actual Jul 2024 (MU)	Proportion of each Source in Actual Purchase (%)																											
RE Solar	0.34	0.06	1.82%																											
RE non-Solar [#]	0.29	5.16	165.29%																											
New Source	1.89	-	0.00%																											
Exchange	-	0.01	0.23																											
DSM Pool	-	(1.42)	-45.39%																											
Sale of surplus power	-	(0.68)	-21.96%																											



Approval of FAC Charges for the months of July 2024, August 2024 and September 2024

Sr. No.	Particular	Compliance																																																																			
		Total	2.52	3.12	100%																																																																
		<table border="1"> <thead> <tr> <th>Source Name</th> <th>Approved (MU)*</th> <th>Actual August 2024 (MU)</th> <th>Proportion of each Source in Actual Purchase (%)</th> </tr> </thead> <tbody> <tr> <td>RE Solar</td> <td>0.34</td> <td>0.30</td> <td>12.98%</td> </tr> <tr> <td>RE non-Solar[#]</td> <td>0.29</td> <td>2.31</td> <td>101.45%</td> </tr> <tr> <td>New Source</td> <td>1.89</td> <td>-</td> <td>0.00%</td> </tr> <tr> <td>Exchange</td> <td>-</td> <td>0.08</td> <td>3.34%</td> </tr> <tr> <td>DSM Pool</td> <td>-</td> <td>(0.12)</td> <td>-5.20%</td> </tr> <tr> <td>Sale of surplus power</td> <td>-</td> <td>(0.29)</td> <td>-12.68%</td> </tr> <tr> <td>Total</td> <td>2.52</td> <td>2.28</td> <td>100%</td> </tr> </tbody> </table> <table border="1"> <thead> <tr> <th>Source Name</th> <th>Approved (MU)*</th> <th>Actual Sep 2024 (MU)</th> <th>Proportion of each Source in Actual Purchase (%)</th> </tr> </thead> <tbody> <tr> <td>RE Solar</td> <td>0.34</td> <td>0.49</td> <td>20.50%</td> </tr> <tr> <td>RE non-Solar[#]</td> <td>0.29</td> <td>2.22</td> <td>92.82%</td> </tr> <tr> <td>New Source</td> <td>1.89</td> <td>-</td> <td>0.00%</td> </tr> <tr> <td>Exchange</td> <td>-</td> <td>0.07</td> <td>3.11%</td> </tr> <tr> <td>DSM Pool</td> <td>-</td> <td>(0.37)</td> <td>-15.57%</td> </tr> <tr> <td>Sale of surplus power</td> <td>-</td> <td>(0.02)</td> <td>-0.86%</td> </tr> <tr> <td>Total</td> <td>2.52</td> <td>2.39</td> <td>100%</td> </tr> </tbody> </table> <p><i>*The power purchase quantum/cost approved in MTR Order is on yearly basis, however monthly approved numbers are derived for comparison purpose. [#] KRC Discoms has filed petition in Case No. 168 of 2023 before the Commission for approval of combined short term wind power procurement of up to 70 MW from M/s Manikaran Power Limited for the period 01.08.2023 to 31.07.2024 at Rs 2.25/kWh for Group I projects and Rs 2.52/kWh for Group II to IV projects. The procurement has been approved by the Commission vide its order dated 21 September 2024 in Case No 168 of 2023. KRCIPPL has procured wind (RE) power through bilateral mode of transaction in the month of July 2024, August 2024 and September 2024 from Manikaran Power Limited. Subsequent to expiry of the contract on 31st July 2024, KRC Discoms and M/s Manikaran Power Limited has mutually extended the contract for period of one year for the period from 01.08.2024 to 31.07.2025. KRCIPPL has intimated the Commission pertaining to extension of current contract vide letter dated 18.07.2024.</i></p>				Source Name	Approved (MU)*	Actual August 2024 (MU)	Proportion of each Source in Actual Purchase (%)	RE Solar	0.34	0.30	12.98%	RE non-Solar [#]	0.29	2.31	101.45%	New Source	1.89	-	0.00%	Exchange	-	0.08	3.34%	DSM Pool	-	(0.12)	-5.20%	Sale of surplus power	-	(0.29)	-12.68%	Total	2.52	2.28	100%	Source Name	Approved (MU)*	Actual Sep 2024 (MU)	Proportion of each Source in Actual Purchase (%)	RE Solar	0.34	0.49	20.50%	RE non-Solar [#]	0.29	2.22	92.82%	New Source	1.89	-	0.00%	Exchange	-	0.07	3.11%	DSM Pool	-	(0.37)	-15.57%	Sale of surplus power	-	(0.02)	-0.86%	Total	2.52	2.39	100%
Source Name	Approved (MU)*	Actual August 2024 (MU)	Proportion of each Source in Actual Purchase (%)																																																																		
RE Solar	0.34	0.30	12.98%																																																																		
RE non-Solar [#]	0.29	2.31	101.45%																																																																		
New Source	1.89	-	0.00%																																																																		
Exchange	-	0.08	3.34%																																																																		
DSM Pool	-	(0.12)	-5.20%																																																																		
Sale of surplus power	-	(0.29)	-12.68%																																																																		
Total	2.52	2.28	100%																																																																		
Source Name	Approved (MU)*	Actual Sep 2024 (MU)	Proportion of each Source in Actual Purchase (%)																																																																		
RE Solar	0.34	0.49	20.50%																																																																		
RE non-Solar [#]	0.29	2.22	92.82%																																																																		
New Source	1.89	-	0.00%																																																																		
Exchange	-	0.07	3.11%																																																																		
DSM Pool	-	(0.37)	-15.57%																																																																		
Sale of surplus power	-	(0.02)	-0.86%																																																																		
Total	2.52	2.39	100%																																																																		
8	Power Purchase under Section 63 of Electricity Act, 2003	Monthly power purchase invoices are submitted by KRCIPPL. Monthly power purchase quantum and rate are verified from the invoices, and it is ensured that same has been considered in the FAC calculation.																																																																			

5. Power Purchase Cost:

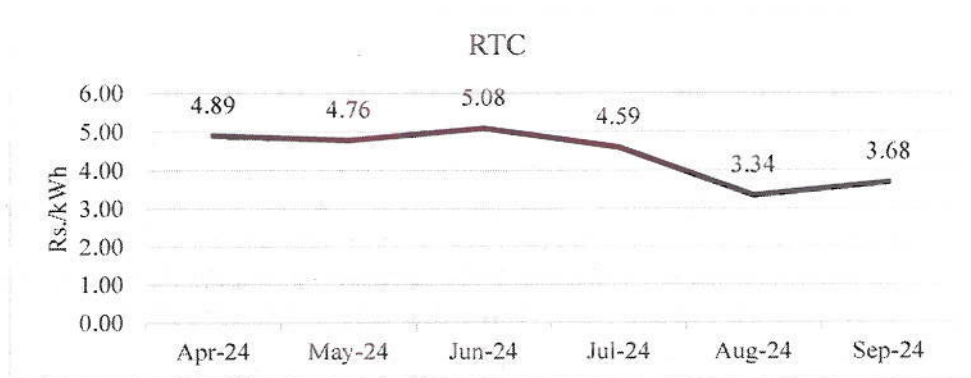
5.1 The Commission has scrutinised the detailed bills/invoices submitted for power purchase during the month of July 2024, August 2024, and September 2024, to verify the claim of KRCIPPL regarding Average Power Purchase Cost (APPC). The Commission has verified the actual as well as approved Net Purchase (MUs), Variable Cost (Rs. /kWh) and Power Purchase Cost considered in FAC computation from the invoices and applicable MTR Order respectively.



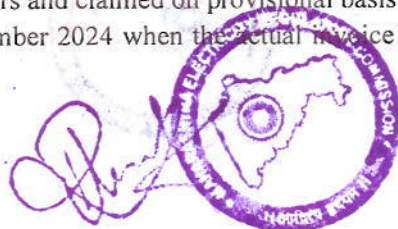
Approval of FAC Charges for the months of July 2024, August 2024 and September 2024

- 5.2 The Power Purchase cost incurred in July 2024, August 2024 and September 2024 is **Rs. 1.55 Crores, Rs. 0.87 Crores and Rs. 1.04 Crores**, respectively, which is higher than the approved monthly Power Purchase cost of **Rs. 1.33 Crores** by the Commission. The power purchase cost for the month of July 2024 is higher on account of higher quantum of power purchase and also due to injection of power into grid at the lower rate.
- 5.3 **Power procurement through Exchange and Other Peak Resource:** KRCIPPL has procured **0.01 MUs, 0.08 MUs and 0.07 MUs** in the months of July 2024, August 2024, and September 2024 from TAM / DAM / RTM products available on exchange platforms. Though the purchase from exchange contributed to 0.23%, 3.44% and 3.11% of the total power purchase during the months of July 2024, August 2024, and September 2024, respectively, the average rate of power purchase was Rs. 4.60/kWh, Rs. 6.61/kWh, and Rs. 6.02/kWh in July 2024, August 2024, and September 2024, respectively through these sources. The trends observed in the power exchange in the respective months as shown in the below figure.

Figure 1: Exchange price trends (RTC)



- 5.4 **Renewable Sources:** The Commission has approved Rs. 0.31 Crore each for July 2024, August 2024, and September 2024 for purchase of RE power to meet the Renewable Purchase Obligation at the average rate of Rs. 4.90/kWh. KRCIPPL has purchased RE Solar and RE non-Solar during the months of July 2024, August 2024, and September 2024. The RE Solar purchase quantum was 0.06 MUs at a power purchase rate of Rs. 4.30/kWh in July 2024, 0.30 MUs at the rate of Rs. 4.32/kWh in August 2024 and 0.49 MUs at the rate of Rs. 4.64/kWh in September 2024. Similarly, the RE non-Solar purchase quantum was 5.16 MUs at a power purchase rate of Rs. 3.55/kWh in July 2024, 2.31 MUs at the rate of Rs. 3.13/kWh in August 2024 and 2.22 MUs at the rate of Rs. 3.39/kWh in September 2024.
- 5.5 Accordingly, KRCIPPL has sourced the RE Solar and RE non-Solar power from the exchange (GDAM and GTAM) and Manikaran Power Limited to meet the RPO obligation.
- 5.6 KRCIPPL had considered wind generator calculation on the provisional basis based on the Renewable Energy (RE) replacement schedule derived from data provided by the Maharashtra State Load Dispatch Centre (MSLDC) as discussed in FAC approval of Quarter 1, 2024-25. Once the actual bills are received, the necessary adjustment between the provisional values and the actual values will be undertaken by KRCIPPL in the month in which the bills are received. Accordingly, in line with the above approach, the differential cost adjustment for power procured from wind generators and claimed on provisional basis during the period of April 2024 to June 2024 have been made in the month of July 2024 when the actual invoice has been received. Further, the differential cost adjustment for power procured from wind generators and claimed on provisional basis in the month of July 2024 have been made in the month of September 2024 when the actual invoice has been received. This adjustment



Approval of FAC Charges for the months of July 2024, August 2024 and September 2024

amounts to Rs. (0.24) Crore and Rs. (0.06) Crore in July 2024 and September 2024. By considering the provisional wind generator data in FAC computation, it has resulted in an increase in pool imbalance units between 2% to 26% of total power purchase quantum. The commission directs the GEPL to incorporate the actual power purchase quantum.

- 5.7 The actual APPC for solar and non-solar sources are lower than approved rate of Rs. 4.90/kWh for both solar and non-solar in the months of July 2024, August 2024, and September 2024. The Commission notes that the price of power is competitively discovered for the power sourced from the power exchange and KRCIPPL has provided all the necessary supporting documents for verification of the cost. Accordingly, the Commission approves inclusion of the power purchased from RE sources for recovery through the FAC mechanism.
- 5.8 **DSM Pool:** KRCIPPL has injected (1.42) MUs, (0.12) MUs and (0.37) MUs in month of July 2024, August 2024, and September 2024, respectively. The Commission has also considered the average price of the power in the DSM pool of Rs. 1.61/kWh, Rs. (3.68)/kWh and Rs. 1.17/kWh as submitted by the Licensee for FAC computation along with the supporting documentation for the month of the July 2024, August 2024, and September 2024, respectively.
- 5.9 The Commission has noted that KRCIPPL has followed Merit Order Dispatch for scheduling of power and all sources are scheduled according to SLDC instructions.
- 5.10 **Sale of Surplus Power:** KRCIPPL has sold surplus power of 0.68 MUs, 0.29 MUs and 0.02 MUs in the month of July 2024, August 2024, and September 2024 at average rate of Rs. 4.80/kWh, Rs. 2.69/kWh and Rs. 3.37/kWh.
- 5.11 The APPC in the month of July 2024, August 2024, and September 2024 is lower due to purchase of lower cost of power from RE sources (both contracted as well as exchange).
- 5.12 The details of the overall cost approved as per MTR Order and the actual cost for the months of July 2024, August 2024, and September 2024 is as shown in the Table 3 below:

Table 3: Approved and Actual Power Purchase Cost for KRCIPPL

Source		Power Purchase Quantum (MU)	Fixed Cost (Rs. Crore)	Fixed Cost (Rs./ kWh)	Variable Cost (Rs. Crore)	Variable Cost (Rs./ kWh)	Total Cost (Rs. Crore)	APPC (Rs./ kWh)
New Source	Approved	1.89	-	-	1.02	5.40	1.02	5.40
	Actual (July 2024)	-	-	-	-	-	-	-
	Actual (August 2024)	-	-	-	-	-	-	-
	Actual (September 2024)	-	-	-	-	-	-	-
Exchange	Approved	-	-	-	-	-	-	-
	Actual (July 2024)	0.01	-	-	0.00	4.60	0.00	4.60
	Actual (August 2024)	0.08	-	-	0.05	6.61	0.05	6.61
	Actual (September 2024)	0.07	-	-	0.04	6.02	0.04	6.02
Solar & Non-Solar RE/REC	Approved	0.34 (RE Solar)	-	-	0.17	4.90	0.17	4.90
		0.29 (RE Non-Solar)	-	-	0.14	4.90	0.14	4.90
	Actual (July 2024)	0.06 (RE Solar)	-	-	0.02 (RE Solar)	4.30 (RE Solar)	0.02 (RE Solar)	4.30 (RE Solar)



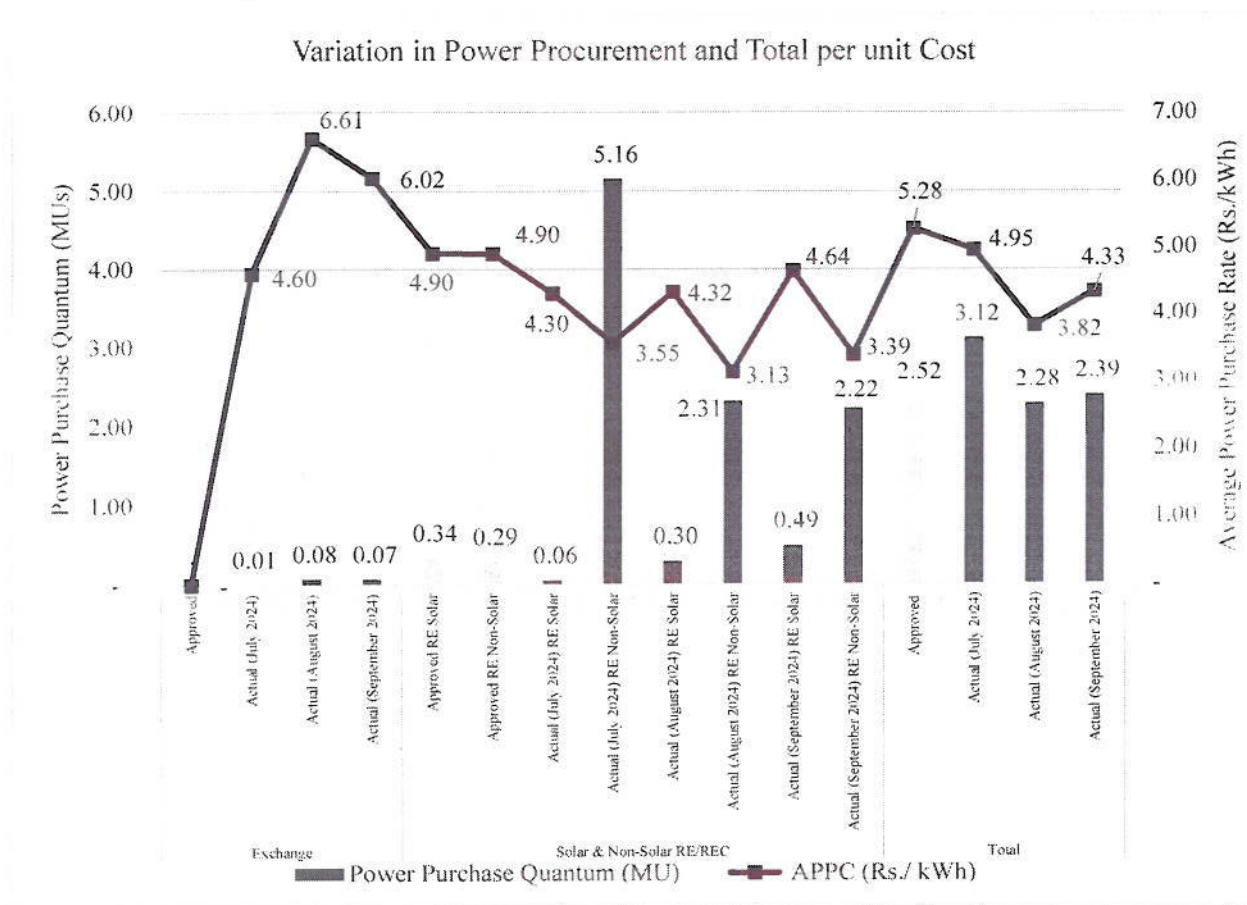
Approval of FAC Charges for the months of July 2024, August 2024 and September 2024

Source		Power Purchase Quantum (MU)	Fixed Cost (Rs. Crore)	Fixed Cost (Rs./ kWh)	Variable Cost (Rs. Crore)	Variable Cost (Rs./ kWh)	Total Cost (Rs. Crore)	APPC (Rs./ kWh)
		05.16 (RE Non-Solar)	-	-	01.83 (RE Non-Solar)	3.55 (RE Non-Solar)	01.83 (RE Non-Solar)	3.55 (RE Non-Solar)
	Actual (August 2024)	0.30 (RE Solar)	-	-	0.13 (RE Solar)	4.32 (RE Solar)	0.13 (RE Solar)	4.32 (RE Solar)
		2.31 (RE Non Solar)	-	-	0.73 (RE Non Solar)	3.13 (RE Non Solar)	0.73 (RE Non Solar)	3.13 (RE Non Solar)
	Actual (September 2024)	0.49 (RE Solar)	-	-	0.23 (RE Solar)	4.64 (RE Solar)	0.23 (RE Solar)	4.64 (RE Solar)
		2.22 (RE Non Solar)	-	-	0.75 (RE Non Solar)	3.39 (RE Non Solar)	0.75 (RE Non Solar)	3.39 (RE Non Solar)
DSM / Pool	Approved	-	-	-	-	-	-	-
	Actual (July 2024)	(1.42)	-	-	(0.23)	1.61	(0.23)	1.61
	Actual (August 2024)	(0.12)	-	-	0.04	(3.68)	0.04	(3.68)
	Actual (September 2024)	(0.37)	-	-	(0.04)	1.17	(0.04)	1.17
SLDC Fee	Approved	-	-	-	-	-	-	-
	Actual (July 2024)	-	0.001	-	-	-	0.001	-
	Actual (August 2024)	-	0.001	-	-	-	0.001	-
	Actual (September 2024)	-	0.001	-	-	-	0.001	-
Total (Including sale of surplus power)	Approved	2.52	-	-	1.33	5.28	1.33	5.28
	Actual (July 2024)	3.12	0.001	-	1.54	4.95	1.55	4.95
	Actual (August 2024)	2.28	0.001	-	0.87	3.82	0.87	3.82
	Actual (September 2024)	2.39	0.001	-	1.04	4.33	1.04	4.33

5.13 Source wise approved and actual quantum of power procured from some of the key sources and APPC for month of July 2024, August 2024, September 2024 respectively, is shown in the graph below:



Figure 2: Variation in Power Procurement and Total per unit Cost



5.14 Reasons for the rate variation for various sources are as shown below:

Table 4: Summary of reasons for rate variation for various power sources

Sr. No.	Source	Month	Approved Rate (Rs. /kWh)	Actual Rate (Rs. /kWh)	Reason for rate variation
1	Solar (S) & Non-Solar (NS) RE/REC	July 2024	4.90 (Solar) 4.90 (non-Solar)	4.30 (S)	<p>Market discovered rate: RE power was purchased during the period from July 2024 to September 2024 from Power Exchange (GDAM and GTAM). Wind energy was procured from Manikaran Power Limited at average rate of Rs 2.25/kWh for Group I projects and Rs 2.52/kWh for Group II to IV projects.</p> <p>In addition to the actual power purchase cost, due to the non-receipt of invoices, the adjustment in the cost of wind</p>
				3.55 (NS)	
		August 2024		4.32 (S)	



Approval of FAC Charges for the months of July 2024, August 2024 and September 2024

Sr. No.	Source	Month	Approved Rate (Rs. /kWh)	Actual Rate (Rs. /kWh)	Reason for rate variation
				3.13 (NS)	energy procurement in months of April 2024, May 2024 and June 2024 have been made in the month of July 2024 when actual bill has been received. This adjustment amounts to Rs. (0.24) Crores in July 2024. Similar adjustment has also been done in the month of September 2024 for the power received and provisionally claimed in the month of July 2024, as applicable, which amounts to Rs. (0.06) Crore. The same as been considered for FAC.
		September 2024		4.64 (S)	
				3.39 (NS)	
2	Exchange	July 2024	5.40	4.60	In addition to the contracted power, the peak power requirement was met through procurement of the power from the various products (RTM and DAM) of Power Exchange. The Commission in its MTR order dated 31 March 2023 in Case no. 215 of 2022 has not considered any power from exchange.
		August 2024		6.61	
		September 2024		6.02	
3	DSM / Imbalance Pool	July 2024	-	1.61	DSM rates are based on supporting documents provided by KRCIPPL.
		August 2024		(3.68)	
		September 2024		1.17	
4	Total	July 2024	5.28	4.95	Due to the above factors
		August 2024		3.82	
		September 2024		4.33	

5.15 Considering the above, the Commission allows the average power purchase cost of Rs. 4.95/kWh, Rs. 3.82/kWh, and Rs. 4.33/kWh for the month of July 2024, August 2024, and September 2024, respectively, as shown in Table 4 above.

6. FAC on account of fuel and power purchase cost (F)

6.1 The Commission has worked out the average power purchase costs for the month of July 2024, August 2024, and September 2024 as shown in Table 4 above. The same has been compared with the average power purchase cost approved by the Commission in MTR Order dated 31 March 2022 to arrive at the differential per unit rate at which Z_{FAC} is to be passed on to the consumers.

6.2 Thus, the following Table 5 shows the Z_{FAC} worked out by the Commission on account of difference in power purchase cost for the month of July 2024, August 2024, and September 2024 respectively.

Table 5: FAC on account of Fuel and Power Purchase Cost

Sr. No.	Particulars	Units	Jul-24	Aug-24	Sep-24
1	Average power purchase cost approved by the Commission	Rs. /kWh	5.28	5.28	5.28
2	Actual average power purchase cost	Rs. /kWh	4.95	3.82	4.33



Approval of FAC Charges for the months of July 2024, August 2024 and September 2024

Sr. No.	Particulars	Units	Jul-24	Aug-24	Sep-24
3	Change in average power purchase cost (=2 -1)	Rs. /kWh	(0.32)	(1.45)	(0.95)
4	Net Power Purchase	MU	3.12	2.28	2.39
5	Change in power purchase cost (=3 x 4/10)	Rs. Crore	(0.10)	(0.33)	(0.23)

7. Adjustment for over recovery/under recovery (B)

7.1 The adjustment factor for over recovery / under recovery (B) is as shown in the Table 6 below:

Table 6: Adjustment for over recovery/under recovery

S. No.	Particulars	Units	Jul-24	Aug-24	Sep-24
1.1	Incremental cost allowed to be recovered in Month n-4	Rs. Crore	0.18	0.02	-
1.2	Incremental cost in Month n-4 actually recovered in month n-2	Rs. Crore	0.17	0.02	-
1.3	(over-recovery)/under-recovery (=1.2 - 1.1)	Rs. Crore	0.01	(0.00)	-
2	Carried forward adjustment for over-recovery/under-recovery attributable to application of ceiling limit for previous month	Rs. Crore	0.00	-	-
3	Adjustment factor for over-recovery/under-recovery (1.3+2.0)	Rs. Crore	0.01	(0.00)	-

8. Carrying Cost for over recovery/under recovery (C)

8.1 Carrying/ (Holding Cost) for under recovery/over recovery has been granted at the approved interest rate for the eligible amount which works out to **Rs. 0.00009 Crores, Rs. 0.00001 Crores and Rs. Nil Crores for the month of July 2024, August 2024, and September 2024.**

8.2 Carrying/Holding cost is calculated by considering one-year MCLR + 150 basis points which turns out to be **10.30%, 10.40%, and 10.45%** for July 2024, August 2024, and September 2024, respectively.

8.3 The Commission has computed the holding cost towards the amount under recovered in the month of July 2024, August 2024, and September 2024, which is as shown in the Table 7 below:

Table 7: Carrying/Holding Cost for over/under-recovery

Particulars	Units	Jul-24	Aug-24	Sep-24
Adjustment factor for over-recovery/under-recovery	Rs. Crore	0.01	(0.00)	-
Interest rate	%	10.30%	10.40%	10.45%
Carrying cost for over-recovery/under-recovery	Rs. Crore	0.00009	(0.00001)	-

9. Holding Cost for FAC Fund

9.1 The Commission in its FAC approval for the month of March 2021 has decided to accumulate the FAC fund arising out of negative monthly FAC up to March 2023 along with the holding cost. The Commission decided to continue with the same principle for the FY 2023-24 and FY 2024-25 as well, as per the decision outlined in the MTR Order in Case No. 214 of 2022. Accordingly, as per said principle laid down by the Commission, KRCIPPL will carry forward the negative FAC amount and accumulate the same in the FAC Fund along with holding cost, as applicable.

9.2 The Commission has determined negative FAC of **Rs. 0.090 Crores, Rs. 0.333 Crores, and Rs. 0.226 Crores** for July 2024, August 2024, and September 2024 respectively. There was no FAC fund



Approval of FAC Charges for the months of July 2024, August 2024 and September 2024

available at the beginning of July 2024. Further, the Commission has determined negative FAC for the months of July 2024, August 2024, and September 2024. Accordingly, there is FAC fund of Rs. (0.090) Crore, Rs. (0.423) Crore and Rs. (0.653) Crore for month of the July 2024, August 2024 and September 2024 respectively (after adjustment of negative FAC for the respective months).

- 9.3 The Commission has considered the one-year MCLR rate declared by the SBI from time to time plus 150 basis points which works out to **10.30%**, **10.40%** and **10.45%** for the month of July 2024, August 2024, and September 2024, respectively. Considering that the FAC fund approved at the end of each the month for July 2024, August 2024 and September 2024 is Rs. (0.090) Crore, Rs. (0.423) Crore and Rs. (0.653) Crore, the Commission has calculated holding cost of nil, Rs. (0.001) Crore and Rs. (0.004) Crore for the months July 2024, August 2024, and September 2024, to be contributed to the FAC Pool.

10. Disallowance due to excess Distribution Loss

- 10.1 Regulation 10.8 of MYT Regulations, 2019 provides for FAC amount to be reduced in case the actual annual sliding distribution loss for the month exceeds the approved distribution loss. The relevant extract is reproduced as follows.

“10.8 The total Z_{FAC} recoverable as per the formula specified above shall be recovered from the actual sales in terms of “Rupees per kilowatt-hour”:

Provided that, in case of unmetered consumers, the Z_{FAC} shall be recoverable based on estimated sales to such consumers, computed in accordance with such methodology as August be stipulated by the Commission:

Provided further that, where the actual annual sliding distribution losses of the Distribution Licensee exceed the level approved by the Commission, the amount of Z_{FAC} corresponding to the excess distribution losses (in kWh terms) shall be deducted from the total Z_{FAC} recoverable”

- 10.2 The following table provides the comparison of approved and actual distribution loss and disallowance due to excess distribution loss:

Table 8: Disallowance of FAC due to excess Distribution Loss

Sr. No.	Particulars	Units	Approved in Tariff Order	Jul-24	Aug-24	Sep-24
1	Net Energy input at Distribution Voltages	MU	2.44	2.25	2.29	2.29
2	Energy sales at Distribution voltages	MU	2.39	2.21	2.25	2.25
3	Distribution Loss (1 - 2)	MU	0.05	0.04	0.04	0.04
4	Distribution Loss as % (3/1)	%	2.00%	1.60%	1.82%	1.66%
5	Annual Sliding Distribution Loss	%	-	1.63%	1.65%	1.66%
6	Excess Distribution Loss = [Annual Sliding Distribution Loss - Distribution loss approved] x Net Energy Input (1)	MU	-	-	-	-
7	Disallowance of FAC due to excess Distribution Loss	Rs. Crore	-	-	-	-



Approval of FAC Charges for the months of July 2024, August 2024 and September 2024

10.3 As it can be seen from the Table 8 above, the annual sliding distribution loss for the months of July 2024, August 2024 and September 2024 is 1.63%, 1.65%, and 1.66%, respectively, which is lower than the MTR approved distribution loss of 2.00%. The monthly distribution loss for the months of July 2024, August 2024 and September 2024 is also lower than the MTR approved distribution loss of 2.20%. Accordingly, the Commission has not worked out any disallowance on account of excess Distribution Loss since the actual annual sliding distribution loss is lower than approved distribution loss.

11. Summary of Allowable Z_{FAC}

11.1 The summary of the FAC amount as approved by the Commission for the month of July 2024, August 2024, and September 2024 which is allowed to be recovered in the billing month of July 2024, August 2024 and September 2024 as shown in the Table 9 below.


Table 9: Summary of Allowable Z_{FAC}

Sr. No.	Particulars	Units	Jul-24	Aug-24	Sep-24
1	Calculation of Z_{FAC}				
1.1	Change in cost of generation and power purchase attributable to Sales within the License Area (F)	Rs. Crore	(0.101)	(0.332)	(0.226)
1.2	Carrying cost for over-recovery/under-recovery (C)	Rs. Crore	0.000	(0.000)	-
1.3	Adjustment factor for over-recovery/under-recovery (B)	Rs. Crore	0.011	(0.001)	-
1.5	Z_{FAC} = F+C+B	Rs. Crore	(0.090)	(0.333)	(0.226)
2	Calculation of FAC Charge				
2.1	Energy Sales within the License Area	MU	2.211	2.249	2.253
2.2	Excess Distribution Loss	MU	-	-	-
2.3	Z _{FAC} per kWh *	Rs./kWh	(0.406)	(1.478)	(1.005)
2.4	Cap at 20% of variable component of tariff	Rs./kWh	0.900	0.900	0.900
2.5	FAC Charge allowable (Minimum of 2.3 and 2.4)	Rs./kWh	(0.406)	(1.478)	(1.005)
3	Recovery of FAC				
3.1	FAC disallowed corresponding to excess Distribution Loss [(2.2 x 2.3)/10]	Rs. Crore	-	-	-
3.2	Allowable FAC	Rs. Crore	(0.090)	(0.333)	(0.226)
4	Utilization of FAC Fund				
4.1	Opening Balance of FAC Fund	Rs. Crore	-	(0.090)	(0.423)
4.2	Holding Cost on FAC Fund	Rs. Crore	-	(0.001)	(0.004)
4.3	Z _{FAC} for the month (Sr. No. 3.2)	Rs. Crore	(0.090)	(0.333)	(0.226)
4.4	Closing Balance of FAC Fund	Rs. Crore	(0.090)	(0.423)	(0.653)
4.5	Z_{FAC} leviable/refundable to consumer	Rs. Crore	-	-	-
5	Total FAC based on category wise and slab wise allowed to be recovered	Rs. Crore	-	-	-
6	Carried forward FAC for recovery during future period (3.1-3.2-4)	Rs. Crore	-	-	-

11.2 It can be seen from Table 9 above that the standalone FAC for the month of July 2024, August 2024 and September 2024 is Rs. (0.090) Crore, Rs. (0.333) Crore, and Rs. (0.226) Crore, respectively. Based on energy sales and excess distribution loss, FAC per unit has been worked out as Rs. (0.406)/kWh, Rs. (1.478)/kWh, and Rs. (1.005)/kWh for the months of July 2024, August 2024, and September 2024 respectively as shown above.

11.3 Further, the Regulation 10.9 of MYT Regulations, 2019 specifies as:

“Provided that the monthly Z_{FAC} shall not exceed 20% of the variable component of Tariff or such other ceiling as August be stipulated by the Commission from time to time:”



Approval of FAC Charges for the months of July 2024, August 2024 and September 2024

- 11.4 The FAC in July 2024 (Rs. 0.406/kWh), August 2024 (Rs. 1.478/kWh), and September 2024 (Rs. 1.005/kWh) as shown in Table 9 above is negative and hence same is added to the FAC fund being maintained by KRCIPPL.
- 11.5 Considering the standalone FAC for the month of July 2024, August 2024 and September 2024 is Rs. (0.090) Crore, Rs. (0.333) Crore, and Rs. (0.226) Crore, the Commission has considered nil FAC per unit for the month of July 2024, August 2024 and September 2024. Further, the FAC allowed to recover from the consumer is nil for the month of July 2024, August 2024 and September 2024.
- 11.6 Considering the opening balance of FAC nil, Rs. (0.0091) Crore and Rs. (0.427) Crore for the month of July 2024, August 2024 and September 2024, the Commission has approved holding cost of nil, Rs. (0.001) Crore, and Rs. (0.004) Crore for the month of July 2024, August 2024 and September 2024 respectively. The Commission has determined a negative FAC of Rs.(0.090) Crores, Rs. (0.333) Crores, and Rs. (0.226) Crores for the months of July 2024, August 2024, and September 2024, respectively. The Commission has allowed the closing balance of FAC fund Rs. (0.090) Crore, Rs. (0.423) Crore and Rs. (0.653) Crore which will be accumulated in FAC fund for the stabilization of FAC in future. Accordingly, there is no FAC leviable on the consumers for the months of July 2024, August 2024, and September 2024.

12. Recovery from Consumers:

- 12.1 Regulation 10.9 of MERC MYT Regulations, 2019 provides for methodology of recovery of FAC charge from each category of consumers. The relevant extract is reproduced as below.

“10.9 The Z_{FAC} per kWh for a particular Tariff category/sub-category/consumption slab shall be computed as per the following formula: —

$$Z_{FAC_{cat}} \text{ (Rs/kWh)} = [Z_{FAC} / (\text{Metered sales} + \text{Unmetered consumption estimates} + \text{Excess distribution losses})] * k * 10,$$

Where:

$Z_{FAC_{cat}}$ = Z_{FAC} component for a particular Tariff category/sub-category/consumption slab in 'Rupees per kWh' terms;

k = Average Billing Rate / ACOS;

Average Billing Rate = Average Billing Rate for a particular Tariff category/sub-category/consumption slab under consideration in 'Rupees per kWh' as approved by the Commission in the Tariff Order;

Provided that the Average Billing Rate for the unmetered consumers shall be based on the estimated sales to such consumers, computed in accordance with such methodology as August be stipulated by the Commission:

ACOS = Average Cost of Supply in 'Rupees per kWh' as approved for recovery by the Commission in the Tariff Order;

Provided that the monthly Z_{FAC} shall not exceed 20% of the variable component of Tariff or such other ceiling as August be stipulated by the Commission from time to time:



Approval of FAC Charges for the months of July 2024, August 2024 and September 2024

Provided further that any under-recovery in the Z_{FAC} on account of such ceiling shall be carried forward and shall be recovered by the Distribution Licensee over such future period as August be directed by the Commission....”

- 12.2 The Commission has worked out FAC per unit for each category of consumer based on the formula provided in the above Regulations. However, considering that the stand-alone FAC for the months of the July 2024, August 2024 and September 2024 is negative, there is no requirement for the working out the FAC per unit for each category of consumer.
- 12.3 Further, the Commission, in its FAC approval for the month of March 2021, has decided to accumulate the FAC fund arising out the negative monthly FAC along with holding cost. The similar approach has been also followed here also and the commission will continuously monitor the situation as it unfolds along with its impact on power prices and pass appropriate directions in the future regarding the utilization of FAC fund.
- 12.4 Accordingly, the commission allows the FAC amount of the Rs. (0.653) Crore to be accumulated as FAC fund and shall be carried forward to the next future billing cycle along with applicable holding cost.
- 12.5 According, per unit Z_{FAC} for the months of July 2024, August 2024 and September 2024 to be levied on the consumer of KRCIPPL in the billing months of September 2024, October 2024 and November 2024 is NIL.



