

Report as submitted by
EON – II SEZ



EON KHARADI
INFRASTRUCTURE PRIVATE LIMITED

EON/Power Distribution/2023/479

Date:- 7th Jan 2023

To,
The Secretary,
Maharashtra Electricity Regulatory Commission,
13th Floor, Centre No.1, World Trade Centre,
Cuffe Parade, Mumbai-400005
[Fax: 22163976 E-Mail: mercindia@merc.gov.in]

Subject : Submission of Quarterly report (October-22 to December-22) as per Maharashtra Electricity Regulatory Commission (Electricity supply code and standards of performance of Distribution Licensees, including power quality) Regulations, 2021

Respected Sir,


We are submitting following Quarterly reports for the Q3 (FY 22-23) i.e., October-22 to December-22 of EON Kharadi Infrastructure Private Limited SEZ Phase II & are attached herewith this letter.

1. Quarterly Reports for Q3 (FY22-23) Annexure I to Annexure V

This submission is in compliance of Clause 27 of Maharashtra Electricity Regulatory Commission (Electricity supply code and standards of performance of Distribution Licensees, including power quality) Regulations, 2021

This is for your kind information please.

Thanking You,



Authorized Signatory
EON Kharadi Infrastructure Private Limited SEZ Phase II

Enclosures:

1. Quarterly Reports for Q3 (FY22-23) Annexure I to Annexure V



EON KHARADI
INFRASTRUCTURE PRIVATE LIMITED

EON KHARADI INFRASTRUCTURE PRIVATE LIMITED SEZ-II


Survey No.72, KHARADI, PUNE -411014

October 22 to December 22


Annexure-I

Standards of Performance Level by the Distribution Licensee

Sr. No.	Parameters	Area	Pending complaint nos. (previous Quarter)	Complaints in current Qtr.	Total complaints	No. of complaints addressed			Pending complaints at end of Qtr.
						Within Standards of performance	More than stipulated time	Total complaints redressed	
	a	b	c	d	e=c+d	f	g	h=f+g	i= e-h
1	Intimation of charges where supply to dedicated or after extension /augmentation	Urban	0	0	0	0	0	0	0
2	New connection / add. load where supply from existing line.		0	3	3	3	0	3	0
3	New connection / add. Load where supply after extension / augmentation.		0	0	0	0	0	0	0
4	New connection / add. Load where supply after commissioning of sub-station.		0	0	0	0	0	0	0
5	Shifting of Meter / service Line	Urban	0	0	0	0	0	0	0
6	Reconnection of supply after payment of dues.	Urban	0	0	0	0	0	0	0



7	Change of Name		0	3		3		0		0	3	0	0
8	Change of category		0	0		0		0		0	0	0	0
9	Fuse off call	Urban	0	0		0		0		0	0	0	0
10	Break down of Over head Line	Urban	0	0		0		0		0	0	0	0
11	Underground Cable fault /Bus Riser Fault	Urban	0	0		0		0		0	0	0	0
12	Transformer and Associated Switchgear Failure	Urban	0	0		0		0		0	0	0	0
13	Meter Reading		0	0		0		0		0	0	0	0
14	Replacement of Faulty Meter	Urban	0	0		0		0		0	0	0	0
15	Replacement of Burnt Meter	Urban	0	0		0		0		0	0	0	0
16	Billing Complaint		0	0		0		0		0	0	0	0
17	Quality of Supply (Specify the Parameter)		0	0		0		0		0	0	0	0



(Handwritten signature)



EON KHARADI
INFRASTRUCTURE PRIVATE LIMITED

EON KHARADI INFRASTRUCTURE PRIVATE LIMITED SEZ-II


Survey No.72, PUNE -411014

October 22 to December 22

Annexure-II

Report of individual Complaints where Compensation has been paid

Sr. No.	Complaint No	Date of Filing Complaint/Automatic Compensation	Consumer No	Name and address of Consumer	Nature of Complaint	Reference Standard of Performance	Amount of Compensation (Rs)	Date of payment of Compensation (DD/MM/YYYY)
(1)	(2)	(3)	(4)	(5)	(6)	(7)	(8)	(9)
1	NIL	NIL	NIL	NIL	NIL	NIL	NIL	NIL





EON KHARADI
INFRASTRUCTURE PRIVATE LIMITED

EON KHARADI INFRASTRUCTURE PRIVATE LIMITED SEZ-II


Survey No.72, KHARADI, PUNE -411014

October 22 to December 22

Annexure-III

Report of action on Faulty Meters (1 Phase/3 Phase)

Sr. No.	Name of Distribution Licensee	Reference to Overall Standards	Faulty Meters at start of the Quarter. (Nos.)	Faulty Meters added during Quarter. (Nos.)	Total Faulty Meters (Nos.)	Meters rectified /replaced (Nos.)	Faulty Meters pending at end of Quarter. (Nos.)
(1)	(2)	(3)	(4)	(5)	(6)	(7)	(8)
1	EON KHARADI INFRASTRUCTURE PRIVATE LIMITED SEZ-II	0	0	0	0	0	0





EON KHARADI
INFRASTRUCTURE PRIVATE LIMITED

EON KHARADI INFRASTRUCTURE PRIVATE LIMITED SEZ-II


Survey No.72, KHARADI, PUNE -411014

October 22 to December 22

Annexure-IV

Report of Installation of Meters

Sr. No.	Name of Distribution Licensee	Total Agriculture Connections at start of the Quarter (Nos.)	Metered Agriculture Connections at start of the Quarter (Nos.)	New Metered Agriculture Connections released during the Quarter (Nos.)	Unmetered Agriculture Connections at start of the Quarter (Nos.)	New Unmetered Agriculture Connections released during the Quarter (Nos.)	Meters installed to unmetered connections during the Quarter. (Nos.)	Unmetered Agriculture Connections at end of the Quarter (Nos.)	Pending complaints at end of Qtr.	Total Agriculture Connections at end of the Quarter (Nos.)
(1)	(2)	(3)	(4)	(5)	(6)	(7)	(8)	(9=6+7-8)	(10=4+5+8)	(9+10)
1	EON KHARADI INFRASTRUCTURE PRIVATE LIMITED SEZ-II	NA	NA	NA	NA	NA	NA	NA	NA	NA





EON KHARADI INFRASTRUCTURE PRIVATE LIMITED SEZ-II

Survey No.72, KHARADI ,PUNE -411014



October 22 to December 22

Annexure-V

Performance Report regarding Reliability Indices

(1) System Average Interruption Duration Index (SAIDI)

Sr. No.	Month	Ni = Number of consumers who experienced a sustained interruption on ith feeder	Ri= Restoration time for each interruption event on ith feeder (minutes)	Nt=Total number of consumers of the distribution Licensees area	Sum (Ri*Ni) for all feeders (excluding agri. Feeders)	SAIDI = (6)/(5)
1	2	3	4	5	6	7
1	October 2022	0	0	43	0	0.000
2	November 2022	0	0	43	0	0.000
3	December 2022	0	0	43	0	0.000
Q3TD 2022-23		0	0	43	0	0.000
Till Q3 TD 2022-23		0	0	43	0	0.000
YTD 2022-23		0	0	43	0	0.000



EON KHARADI INFRASTRUCTURE PRIVATE LIMITED SEZ-II

Survey No.72, KHARADI, PUNE -411014



October 22 to December 22

Annexure-V

Performance Report regarding Reliability Indices

(2) System Average Interruption Frequency Index (SAIFI)

Sr. No.	Month	Ni = Number of consumers who experienced a sustained interruption on ith feeder	Sum of consumers of i feeders which had experienced interruptions =Sum Ni.	Nt=Total number of consumers of the distribution Licensees area	SAIFI = (4)/(5)
1	2	3	4	5	6
1	October 2022	0	0	43	0.000
2	November 2022	0	0	43	0.000
3	December 2022	0	0	43	0.000
Q3TD 2022-23		0	0	43	0.000
Till Q3 TD 2022-23		0	0	43	0.000
YTD 2022-23		0	0	43	0.000



EON KHARADI INFRASTRUCTURE PRIVATE LIMITED SEZ-II

Survey No.72, KHARADI ,PUNE -411014

October 22 to December 22

Annexure-V

Performance Report regarding Reliability Indices

(3) Customer Average Interruption Duration Index (CAIDI)

Sr. No.	Month	SAIDI	SAIFI	SAIDI / SAIFI
1	2	3	4	5
1	October 2022	0.000	0.000	0.000
2	November 2022	0.000	0.000	0.000
3	December 2022	0.000	0.000	0.000
Q3TD 2022-23		0.000	0.000	0.000
Till Q3 TD 2022-23		0.0000	0.000	0.000
YTD 2022-23		0.0000	0.000	0.000

(4) Customer Average Interruption Duration Index (CAIDI) for HT Consumers

Sr. No.	Month	Ni = Number of consumers who experienced a sustained interruption on ith feeder	Ri= Restoration time for each interruption event on ith feeder (minutes)	Sum (Ri*Ni) for all feeders (excluding agri. Feeders)	CAIDI = (5)/(3)
1	2	3	4	5	6
1	October 2022	0.000	0.000	0.000	0.000
2	November 2022	0.000	0.000	0.000	0.000
3	December 2022	0.000	0.000	0.000	0.000
Q3TD 2022-23		0.000	0.000	0.000	0.000
Till Q3 TD 2022-23		0.000	0.000	0.000	0.000
YTD 2022-23		0.000	0.000	0.000	0.000

[Handwritten Signature]