

Report as submitted by  
EON – I SEZ





**EON KHARADI**  
INFRASTRUCTURE PRIVATE LIMITED

**EON/Power Distribution/2022/424**

**Date:- 11<sup>th</sup> Oct 2022**

To,  
**The Secretary,**  
Maharashtra Electricity Regulatory Commission,  
13th Floor, Centre No.1, World Trade Centre,  
Cuffe Parade, Mumbai-400005  
[Fax: 22163976 E-Mail: mercindia@merc.gov.in]

**Subject** : Submission of Quarterly report (July-22 to September-22) as per Maharashtra Electricity Regulatory Commission (Electricity supply code and standards of performance of Distribution Licensees, including power quality) Regulations, 2021

Respected Sir,

We are submitting following Quarterly reports for the Q2 (FY 22-23) i.e., July-22 to September-22 of EON Kharadi Infrastructure Private Limited SEZ Phase I & are attached herewith this letter.

1. Quarterly Reports for Q2 (FY22-23) Annexure I to Annexure V

This submission is in compliance of Clause 27 of Maharashtra Electricity Regulatory Commission (Electricity supply code and standards of performance of Distribution Licensees, including power quality) Regulations, 2021

This is for your kind information please.

Thanking You,



Authorized Signatory  
EON Kharadi Infrastructure Private Limited SEZ Phase I

**Enclosures:**

1. Quarterly Reports for Q2 (FY22-23) Annexure I to Annexure V





EON KHARADI  
INFRASTRUCTURE PRIVATE LIMITED

**EON KHARADI INFRASTRUCTURE PRIVATE LIMITED SEZ-I**

Survey No.77,MIDC KNOWLEDGE PARK,KHARADI ,PUNE -411014

July 22 to Sept 22

**Annexure-I**

**Standards of Performance Level by the Distribution Licensee**

Sr. No.	Parameters	Area	Pending complaint nos. (previous Quarter)	Complaints in current Qtr.	Total complaints	No. of complaints addressed			Pending complaints at end of Qtr. i= e-h
						Within Standards of performance	More than stipulated time	Total complaints redressed	
	a	b	c	d	e=c+d	f	g	h=f+g	i= e-h
1	Intimation of charges where supply to dedicated or after extension /augmentation	Urban	0	0	0	0	0	0	0
2	New connection / add. load where supply from existing line.		0	1	1	1	0	1	0
3	New connection / add. load where supply after extension / augmentation.		0	0	0	0	0	0	0
4	New connection / add. load where supply after commissioning of sub-station.		0	0	0	0	0	0	0
5	Shifting of Meter / service Line	Urban	0	0	0	0	0	0	0
6	Reconnection of supply after payment of dues.	Urban	0	0	0	0	0	0	0
7	Change of Name		0	0	0	0	0	0	0
8	Change of category		0	0	0	0	0	0	0


*(Signature)*  
EON Kharadi Infrastructure Pvt. Ltd. \*  
Kharadi  
Pune



9	Fuse off call	Urban	0	0	0	0	0	0	0	0	0	0
10	Break down of Over head Line	Urban	0	0	0	0	0	0	0	0	0	0
11	Underground Cable fault /Bus Riser Fault	Urban	0	0	0	0	0	0	0	0	0	0
12	Transformer and Associated Switchgear Failure	Urban	0	0	0	0	0	0	0	0	0	0
13	Meter Reading		0	0	0	0	0	0	0	0	0	0
14	Replacement of Faulty Meter	Urban	0	1	1	1	1	1	0	0	1	0
15	Replacement of Burnt Meter	Urban	0	0	0	0	0	0	0	0	0	0
16	Billing Complaint		0	0	0	0	0	0	0	0	0	0
17	Quality of Supply (Specify the Parameter)		0	0	0	0	0	0	0	0	0	0







**EON KHARADI INFRASTRUCTURE PRIVATE LIMITED SEZ-I**


Survey No.77,MIDC KNOWLEDGE PARK,KHARADI ,PUNE -411014

July 22 to Sept 22

**Annexure-II**

**Report of individual Complaints where Compensation has been paid**

Sr. No.	Complaint No	Date of Filing Complaint/Automatic Compensation	Consumer No	Name and address of Consumer	Nature of Complaint	Reference Standard of Performance	Amount of Compensation (Rs)	Date of payment of Compensation (DD/MM/YYYY)
(1)	(2)	(3)	(4)	(5)	(6)	(7)	(8)	(9)
1	NIL	NIL	NIL	NIL	NIL	NIL	NIL	NIL







**EON KHARADI**  
INFRASTRUCTURE PRIVATE LIMITED

**EON KHARADI INFRASTRUCTURE PRIVATE LIMITED SEZ-I**

Survey No. 77, MIDC KNOWLEDGE PARK, KHARADI, PUNE - 411014

July 22 to Sept 22

**Annexure-III**  
**Report of action on Faulty Meters (1 Phase/ 3 Phase)**

Sr. No.	Name of Distribution Licensee	Reference to Overall Standards	Faulty Meters at start of the Quarter. (Nos.)	Faulty Meters added during Quarter. (Nos.)	Total Faulty Meters (Nos.)	Meters rectified /replaced (Nos.)	Faulty Meters pending at end of Quarter. (Nos.)
(1)	(2)	(3)	(4)	(5)	(6)	(7)	(8)
1	EON KHARADI INFRASTRUCTURE PRIVATE LIMITED SEZ-I	0	0	1	1	1	0



*[Handwritten Signature]*





**EON KHARADI INFRASTRUCTURE PRIVATE LIMITED SEZ-I**

Survey No.77,MIDC KNOWLEDGE PARK,KHARADI ,PUNE -411014


**Annexure-V  
Performance Report regarding Reliability Indices**

July 22 to Sept 22

**(1) System Average Interruption Duration Index (SAIDI)**

Sr. No.	Month	Ni = Number of consumers who experienced a sustained interruption on ith feeder	Ri= Restoration time for each interruption event on ith feeder (minutes)	Nt=Total number of consumers of the distribution Licensees area	Sum (Ri*Ni) for all feeders (excluding agri. Feeders)	SAIDI = (6)/(5)
1	2	3	4	5	6	7
1	July 2022	0	0	122	0	0.000
2	Aug 2022	0	0	123	0	0.000
3	Sept 2022	0	0	121	0	0.000
Q2TD 2022-23		0	0	121	0	0.000
Till Q2 TD 2022-23		0	0	121	0	0.000
<b>YTD 2022-23</b>		<b>0</b>	<b>0</b>	<b>121</b>	<b>0</b>	<b>0.000</b>





## EON KHARADI INFRASTRUCTURE PRIVATE LIMITED SEZ-I



Survey No.77,MIDC KNOWLEDGE PARK,KHARADI ,PUNE -411014

### Annexure-V Performance Report regarding Reliability Indices

July 22 to Sept 22

#### (2) System Average Interruption Frequency Index (SAIFI)

Sr. No.	Month	Ni = Number of consumers who experienced a sustained interruption on ith feeder	Sum of consumers of i feeders which had experienced interruptions =Sum Ni.	Nt=Total number of consumers of the distribution Licensees area	SAIFI = (4)/(5)
1	2	3	4	5	6
1	July 2022	0	0	122	0.000
2	Aug 2022	0	0	123	0.000
3	Sept 2022	0	0	121	0.000
Q2TD 2022-23		0	0	121	0.000
Till Q2 TD 2022-23		0	0	121	0.000
<b>YTD 2022-23</b>		<b>0</b>	<b>0</b>	<b>121</b>	<b>0.000</b>





**EON KHARADI INFRASTRUCTURE PRIVATE LIMITED SEZ-I**

Survey No.77,MIDC KNOWLEDGE PARK,KHARADI ,PUNE -411014

**Annexure-V  
Performance Report regarding Reliability Indices**

July 22 to Sept 22

**(3) Customer Average Interruption Duration Index (CAIDI)**

Sr. No.	Month	SAIDI	SAIFI	SAIDI / SAIFI
1	2	3	4	5
1	July 2022	0.000	0.000	0.000
2	Aug 2022	0.000	0.000	0.000
3	Sept 2022	0.000	0.000	0.000
Q2TD 2022-23		0.000	0.000	0.000
Till Q2 TD 2022-23		<b>0.0000</b>	<b>0.000</b>	<b>0.000</b>
YTD 2022-23		<b>0.0000</b>	<b>0.000</b>	<b>0.000</b>

**(4) Customer Average Interruption Duration Index (CAIDI) for HT Consumers**

Sr. No.	Month	Ni = Number of consumers who experienced a sustained interruption on ith feeder	Ri= Restoration time for each interruption event on ith feeder (minutes)	Sum (Ri*Ni) for all feeders (excluding agri. Feeders)	CAIDI = (5)/(3)
1	2	3	4	5	6
1	July 2022	0.000	0.000	3	0.000
2	Aug 2022	0.000	0.000	3	0.000
3	Sept 2022	0.000	0.000	3	0.000
Q2TD 2022-23		0.000	0.000	3	0.000
Till Q2 TD 2022-23		0.000	0.000	3	0.000
YTD 2022-23		0.000	0.000	3	0.000