



सत्यमेव जयते

महाराष्ट्र विद्युत नियामक आयोग

Maharashtra Electricity Regulatory Commission



Ref. No. MERC/FAC/2024-25/0360

Date: 19 June, 2024

The Chairman and Managing Director

Maharashtra State Electricity Distribution Company Ltd.,
5th Floor, Prakashgad, Plot No. G-9
Bandra (East), Mumbai 400 051

Subject: Prior Approval of Fuel Adjustment Charges (FAC) submission of MSEDCL for the month of March, 2024.

Reference: 1. MSEDCL's FAC submission dated 18 April, 2024 for prior approval of FAC for the month of March, 2024.
2. Data gaps communicated to MSEDCL vide email dated 22 April, 2024.
3. MSEDCL's response to data gaps by email dated 26 April, 2024.

Sir,


Upon vetting the FAC calculations for the month of March, 2024 as mentioned in the above reference, the Commission has accorded approval for FAC amount of Rs. 416.17 Crore. The said amount is proposed to be levied in four (4) equal instalments along with carrying cost from June, 2024 onwards in addition to Rs 523.86 Crore allowed to be recovered in FAC approval of February, 2024. Thus, the FAC chargeable to consumers is as shown in the table below:

Month	FAC Amount (Rs. Crore)
March, 2024	629.87

The monthly recovery of Rs 629.87 Crore from June, 2024 onwards for the next 4 months will be adjusted in the standalone FAC approval from April, 2024 onwards for each month and accordingly FAC will be computed and allowed to be recovered from consumers from July, 2024. MSEDCL shall maintain the monthly account of FAC Fund and upload it on its website to maintain transparency of FAC Fund and also for information of all the stakeholders.



Yours faithfully,


(Dr. Rajendra G. Ambekar)
Secretary, MERC

Encl: Annexure A: Detailed Vetting Report for the month of March, 2024.

Page 1 of 25

PRIOR APPROVAL FOR FAC CHARGES FOR THE MONTH OF MARCH, 2024

Subject: Prior Approval of Fuel Adjustment Charges (FAC) submission of MSEDCL for the month of March, 2024.

Reference: MSEDCL's FAC submission dated 18 April, 2024 and 26 April, 2024 for prior approval of FAC for the month of March, 2024.

1. FAC submission by MSEDCL:

1.1 MSEDCL has submitted FAC submissions for the month of March, 2024 as referred above. Upon vetting the FAC calculations, taking cognizance of all the submissions furnished by MSEDCL against the data gaps issued, the Commission has accorded approval for FAC amount of Rs. 416.17 Crore. The said amount is proposed to be levied in four (4) equal instalments along with carrying cost from June, 2024 onwards in addition to Rs 523.86 Crore allowed to be recovered in FAC approval of February, 2024. Thus, the FAC chargeable to consumers as approved in March, 2024 to be recovered in 4 months is Rs 629.87 Crore.

2. Background

2.1 On 31 March, 2023, the Commission has issued Tariff Order for MSEDCL, (Case No.322 of 2019) for True-up of FY 2019-20, FY 2020-21 and FY 2021-22, provisional True-up for FY 2022-23, and Aggregate Revenue Requirement and Revised Tariff for FY 2023-24 and FY 2024-25. Revised Tariff has been made applicable from 1 April, 2023.

2.2 In the Tariff Order, the Commission has stipulated methodology of levying FAC as follows:

"7.5.13 Therefore, using its powers for Removing Difficulty under Regulations 106 of the MYT Regulations, 2019, the Commission is making following changes in the FAC mechanism stipulated under Regulation 10 of MYT Regulations, 2019:

Distribution Licensee shall undertake computation of monthly FAC as per Regulation 10 of the MYT Regulations, 2019 except for treatment to be given to negative FAC as follows:

- *Negative FAC amount shall be carried forward to the next FAC billing cycle with holding cost.*



- *Such carried forward negative FAC shall be adjusted against FAC amount for the next month and balance negative amount shall be carried forward to subsequent month with holding cost.*
- *Such carry forward of negative FAC shall be continued till next tariff determination process.*
- *In case such FAC Fund is yet to be generated or such generated fund is not sufficient to adjust against FAC computed for given month, then Distribution Licensee can levy such amount to the consumers through FAC mechanism, upon seeking prior approval from the Commission.*

7.5.14 In order to maintain transparency in management and use of such FAC Fund, the Distribution Licensee shall maintain monthly account of such FAC fund and upload it on its website for information of stakeholders.

7.5.15 As the Commission has continued concept of FAC fund as stated above to stabilise the increase in fuel prices and power purchase costs, the Commission has modified the FAC mechanism such that the Distribution Licensees shall submit the FAC computations on a monthly basis for prior approval, irrespective of whether FAC is chargeable in a month or whether some amount is accruing to the Fund on account of negative FAC.

8.5.14 The details of the FAC as per the Regulations, shall be submitted by the 15th of the every month prior to the month on which the FAC is proposed to be levied and the Commission will endeavour to decide on the same within 10 days so that the same can be levied from the 1st of the subsequent month.”

2.3 Vide its letter dated 20 April, 2020, the Commission communicated the excel formats along with the checklist to file FAC submissions for prior approval to all Distribution Licensees. The Commission also directed all Distribution Licensees to file FAC submissions by 15th of every month prior to the month for which the FAC is proposed to be levied for prior approval.

2.4 Accordingly, MSEDCL has filed FAC submissions for the month of March, 2024 for prior approval. The Commission has scrutinized the submissions provided by MSEDCL and has also verified the fuel and power purchase bills provided along with its submissions.

3. Energy Sales of the Licensee

3.1 The net energy sales within licence area as submitted by MSEDCL in the FAC submission and as approved by the Commission are as shown in the table below:



Consumer Category	Yearly Approved by the Commission (MU)	Monthly Approved (MU)	Actual Sales
			March, 2024 (MU)
HT Category			
Industry (General)	39,840.45	3,645.16	3,301.73
Industry (Seasonal)	166.90	16.45	18.54
Commercial	2,044.67	218.18	162.65
Railways/Metro/Monorail	111.81	10.52	12.14
Public Water Works (PWW)	2,204.08	190.43	187.12
Agricultural – Pumpsets	794.83	89.91	180.83
Agricultural – Others	275.43	26.88	26.89
Group Housing Society (Residential)	232.99	20.86	19.63
Public Services – Government	343.18	31.56	30.29
Public Services – Others	861.24	86.35	75.35
Electric Vehicle Charging Stations	57.90	11.84	9.38
MSPGCL Auxiliary	362.48	22.67	21.49
Sub-total (A)	47,295.96	4,370.80	4,046.04
LT Category			
BPL	59.53	4.71	2.47
Residential	27,102.89	2,528.68	1,804.61
Non-Residential	6,993.39	750.39	542.09
Public Water Works	930.36	80.51	79.59
AG Metered (Pump-sets)	18,444.77	1,726.53	1,721.20
AG Metered (Others)	240.95	25.35	18.91
Industrial	12,482.35	1,148.11	1,119.09
Street Lights	923.14	70.73	92.81
Public Services	760.23	78.27	68.46
Electric Vehicle Charging Stations	2.32	0.30	1.09
Sub-total (B)	67,939.93	6,413.57	5,450.32
Total – Metered (C = A+B)	1,15,235.89	10,784.37	9,496.36
Unmetered Sale (D)	8,719.30	876.10	1,021.10
Grand Total(C+D)	1,23,955.19	11,660.47	10,517.46

3.2 For the month of March, 2024, it is observed that actual sales of 10,517.46 MU is lower as compared to the approved energy sales of 11,660.47 MU.

3.3 MSEDCL has submitted the data providing actual billing and estimated billing undertaken for the calculation of total energy consumption for the month of March, 2024. As per the data, the billing of about 97.34% of sales is undertaken as per actual meter readings and balance 2.66% is assessed on an estimated basis. 100% of HT billing is undertaken on actual basis and estimation is only for LT category. The figures do not include the agriculture sales which is on estimated basis for the month of March, 2024.



3.4 The number of actual and estimated meter readings undertaken by MSEDCL for the month of March, 2024 except for agriculture consumers are as given below:

Sr. No.	Particulars	No. of Meters for which <u>actual</u> meter reading is done either manually or through AMR	No. of Meters for which meter reading are <u>estimated</u> .	Total Meters
1	HT	23457	0	23457
2	LT	23708623	2359329	26067952
	Total	23732080	2359329	26091409

3.5 Further, comparison of sales for April, 2023 to March, 2024 as compared to last year is as shown below:

Particulars	LT - Residential (MU)	LT Others (MU)	HT (MU)	Ag- Unmetered	Total (MU)
Apr-23	2100	3614	4446	934	11093
Apr-22	2241	3281	4262	779	10563
May-23	2399	4356	4622	898	12275
May-22	2522	3334	4453	779	11088
June-23	2728	4281	4492	858	12359
June-22	2577	3977	4229	1059	11842
July-23	2317	3180	4483	708	10688
July-22	2135	3219	4184	786	10323
August-23	2058	3249	4590	743	10640
August-22	1964	3212	4170	786	10132
September-23	2110	4061	4468	680	11319
September-22	2000	3242	4054	786	10083
October-23	2099	3677	3984	955	10715
October-22	1914	3209	3981	791	9895
November-23	2105	3485	3616	903	10109
November-22	1854	3240	3991	791	9876
December-23	1805	3478	3866	893	10042
December-22	1599	3252	4147	791	9790
January-24	1695	3528	3942	1022	10187
January-23	1617	4170	4210	1322	11320
February-24	1689	3475	3836	1022	10021
February-23	1567	4028	4013	1272	10881



Particulars	LT - Residential (MU)	LT Others (MU)	HT (MU)	Ag- Unmetered	Total (MU)
March 24	1805	3646	4046	1021	10517
March 23	1683	4287	4495	1383	11847
April 23 to March 24	24909	44029	50391	10637	129966
April 22 to March 23	23673	42452	50190	11326	127641

- 3.6 The Commission observes that overall sales in March, 2024 has decreased as compared to March, 2023 due to decrease in sales across all categories except LT Residential.
- 3.7 MSEDCL has considered agriculture sales are estimated based on consumption norms as per Tariff Order and consumption obtained for FY 2023-24 is bifurcated monthly on the basis of monthly input ratio of FY 2022-23 for estimation of monthly sale. The Commission while approving the FAC for the month of February, 2024 has restricted the agriculture sales to approved sales (based on the approved norm of Consumption/HP) as specified in MYT Tariff Order. MSEDCL in response to data gaps raised by the Commission has submitted the load (HP) details of agriculture connections. Further, the Commission has approved monthly sales for the agriculture connections. Accordingly, the Commission has computed the norm of consumption/HP based on the monthly approved agriculture sales and considered the norms based on monthly approved sales for allowing the sales for the month of March, 2024. Any adjustment in sales due to HP variation will be reconciled while actual data is submitted as per actual billing undertaken by MSEDCL. Based on the norms approved by the Commission in the Tariff Order, the agriculture sales - metered and unmetered approved by the Commission are as given below:

Particulars	Metered			Unmetered			Total		
	Sale in MU's	Cumulative Load (HP)	Consumption / HP - Units	Sale in MU's	Cumulative Load (HP)	Consumption / HP - Units	Sale in MU's	Cumulative Load (HP)	Consumption / HP - Units
MSEDCL - April 23-Mar 24	21221	183953570	115	10638	102001241	104	31859	285954811	111
As Approved - April 23 - Mar 24	18044	183953570	98	10049	102001241	99	28094	285954811	98

- 3.8 The Commission has considered the agriculture sales approved in the above table in computation of Distribution Loss to restrict the consumption based on actual sales per HP or approved Sales per HP, whichever is lower.

4. Power Purchase Details

- 4.1 The Commission has approved following sources in the Tariff Order for power purchase by MSEDCL.
- MSPGCL
 - Central Generating Stations i.e., NTPC, TAPP etc.



- c) IPPs i.e., JSW, Adani Power, Mundra UMPP, Emco, Rattan India and Sai Wardha
d) Renewable Energy (Solar and Non-Solar)

In addition to the aforesaid, MSEDCL procures power in short term, though the said source is not approved by the Commission, in case of any shortfall of approved sources or to optimize the power purchase cost. Also, there may be some variation in real time (unscheduled interchange) which will be settled through Balancing and Settlement Mechanism approved by the Commission.

4.1 Summary of Power Purchase from MSEDCL is as follows:

Sr. No.	Particular	Compliance			
1	Sources of approved Power Purchase	MSEDCL has purchased power from approved sources. In addition, power is procured on power exchange to optimise the power purchase cost			
2	Merit Order Dispatch	MSEDCL has followed merit order for scheduling of power and preference was given to cheapest power.			
3	Fuel Utilization Plan	Usage of coal is not as per approved Fuel Utilisation Plan (Detailed Explanation given below – Para 5.8 and Para 5.9)			
4	Deviation Quantum	MSEDCL has underdrawn (114.57 MU) from the actual schedule			
5	Sale of Surplus Power	MSEDCL has sold 1.73 MU at Rs 6.46/kWh on Power Exchange			
6	Power Purchase	Actual Net Power Purchase is 15379.82 MU as against approved 13779.34 MU.			
7	Source wise Power Purchase	Source Name	Approved (MU)	Actual (MU)	Proportion of each Source in Actual Purchase
		MSPGCL	5,253.01	5,158.54	34%
		NTPC	2,429.32	3,518.41	23%
		IPP	1,798.67	3,556.42	23%
		Renewable	3,739.25	1,969.99	13%
		Must Run	559.10	427.93	3%
		Short Term	0.00	864.83	6%
		Sale of Power	0.00	-1.73	0%
		DSM	0.00	-114.57	-1%
	Total	13,779.34	15,379.82	100%	
8	Power Purchase: a. Section 62 of Electricity Act, 2003	A. MSPGCL As part of verification of fixed cost claimed by MSEDCL, the same has been verified from the MTR Order in Case No. 226 of 2022 and invoice submitted by MSEDCL. As part of verification of energy charges claimed by MSEDCL, verification of operational parameters, fuel cost, GCV etc. vis-à-			



Sr. No.	Particular	Compliance
		vis the MYT Order/Tariff Regulations is carried out and invoice submitted by MSEDCL.
		B. CGS- NTPC etc
		Cost and MUs are verified as per invoice
	b. Section 63 of Electricity Act, 2003 – IPPs	Cost and MUs verified as per Invoice
9	RE Purchase	Cost and MUs verified as per summary of renewable purchase details submitted by MSEDCL and invoices of power purchased from SECI, NVVN and other IPPs.
10	Short Term Power Purchase	Short-term power purchase invoices of March, 2024 are submitted by MSEDCL. All the power purchase quantum and rate are verified from the invoices and has been considered for FAC calculation.

4.2 The following table show the variation in average power purchase cost (Rs/kWh) for the month of March, 2024 submitted by MSEDCL as compared to average power purchase cost approved in Tariff Order:

Particulars	Tariff Order Dated 31.03.2022 Approved for March, 2024			Actual for March, 2024 as submitted by MSEDCL			Variation		
	Quantum	PP Cost	Average Power Purchase Cost	Quantum	PP Cost	Average Power Purchase Cost	Quantum	PP Cost	Average Power Purchase Cost
	MU	Rs. Crore	Rs/kWh	MU	Rs. Crore	Rs/kWh	MU	Rs. Crore	Rs/kWh
MSPGCL – Thermal	4,623.12	2,454.76	5.31	4,960.73	2,706.23	5.46	337.62	251.47	0.15
MSPGCL-Hydro	629.89	66.30	1.05	197.81	60.44	3.06	(432.08)	(5.87)	2.00
NTPC	2,429.32	990.67	4.08	3,518.41	1,384.27	3.93	1,089.08	393.60	(0.14)
1.JSW	0.00	13.72	-	128.37	66.88	5.21	128.37	53.16	-
2.Mundra UMPP	0.00	40.33	-	417.50	207.22	4.96	417.50	166.89	-
3.Adani Power	852.72	545.21	6.39	1,883.16	1,096.22	5.82	1,030.44	551.01	(0.57)
4.Emco	116.36	46.43	3.99	137.35	53.90	3.92	20.99	7.47	(0.07)
5.Rattan India	698.17	280.22	4.01	812.28	353.48	4.35	114.11	73.26	0.34
6.Sai Wardha	131.42	63.07	4.80	177.76	78.55	4.42	46.34	15.48	(0.38)



Particulars	Tariff Order Dated 31.03.2022 Approved for March, 2024			Actual for March, 2024 as submitted by MSEDCL			Variation		
	Quantum	PP Cost	Average Power Purchase Cost	Quantum	PP Cost	Average Power Purchase Cost	Quantum	PP Cost	Average Power Purchase Cost
	MU	Rs. Crore	Rs/kWh	MU	Rs. Crore	Rs/kWh	MU	Rs. Crore	Rs/kWh
Total IPPs (1 to 6)	1,798.67	988.97	5.50	3,556.42	1,856.25	5.22	1,757.75	867.28	(0.28)
7.Non-Solar	1,904.01	960.85	5.05	1,080.45	571.51	5.29	(823.56)	(389.34)	0.24
8.Solar	1,835.24	631.90	3.44	889.54	313.92	3.53	(945.70)	(317.98)	0.09
Renewable Energy including REC (7 to 8)	3,739.25	1,592.75	4.26	1,969.99	885.43	4.49	(1,769.26)	(707.32)	0.24
Must Run - KAPP, TAPP, Dodson etc	559.10	172.50	3.09	427.93	202.88	4.74	(131.17)	30.38	1.66
Short Term	0.00	0.00	-	864.83	398.89	4.61	864.83	398.89	4.61
Sale of Power	0.00	0.00	-	1.73	1.12	6.46	1.73	1.12	6.46
DSM	0.00	0.00	-	-114.57	-13.68	1.19	(114.57)	(13.68)	1.19
PGCIL	0.00	320.42	-	-	236.46	-	-	(83.96)	-
Total*	13,779.34	6,586.37	4.78	15,379.82	7,716.05	5.02	1,600.48	1,129.69	0.24

* PP Cost also includes Rs 400 Crore paid to RGPPL


4.3 Thus, for the month of March, 2024, total variation in power purchase cost is Rs. 1129.69 Crore, out of which Rs. 765.01 Crore was on account of higher quantum (1600.48 MU) of power purchase and Rs. 364.68 Crore was on account of higher rate of average power purchase by Rs.0.24/kWh. FAC mechanism allows only impact of variation in power purchase rate to be passed through as FAC rate over and above approved tariff.

4.4 The detailed explanation in respect of approval of cost of power purchase of each of the source mentioned in the above table is given in subsequent paragraphs.

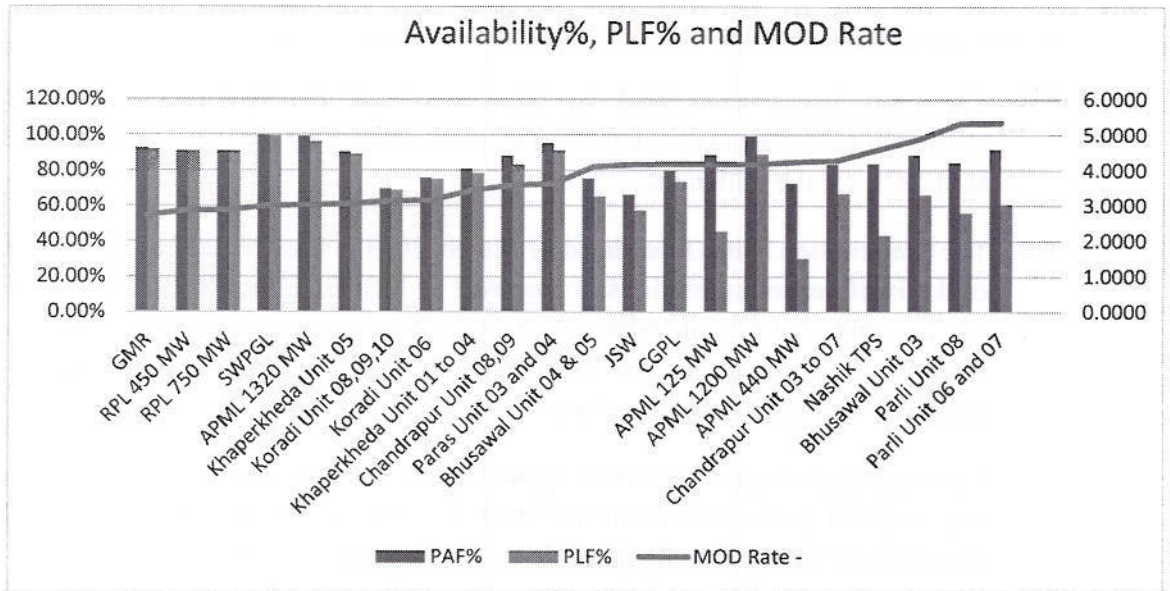
5. Power Purchase Cost

5.1 The Commission has sought detailed bills/invoices for all of the power purchase sources in order to verify the claim of MSEDCL with regards to average power purchase cost for the month of March, 2024. The Commission has verified the Net Purchase, Variable Cost, Fixed Charge and the Power Purchase Cost from the relevant bills/invoices received for all purchasing sources. MSEDCL has purchased power from approved sources as per the Tariff Order.

5.2 It was observed that due to planned/forced outages during the month, the availability of some of the MSPGCL and IPP generating stations was lower than normative availability.



- 5.3 The Commission notes that CGS stations having lower variable cost were dispatched almost to the extent of availability declared by the generator.
- 5.4 The Commission has also verified the PLF% and MOD rates of all the operational State Generating Stations and IPPs and has found that units having lower rates in MOD had higher PLF. The graph showing the comparison of Variable Cost in MoD Stack and monthly Plant Availability Factor (PAF) and PLF for SGS and IPPs is given below:



SGS/IPPs Stations are considered for comparison and MOD Rate considered is as applicable from 16 March, 2024 to 28 March, 2024.

MSPGCL:

- 5.5 The Commission has observed that MSEDCL has purchased 4960.73 MU from MSPGCL Thermal and Gas Stations. It was observed that MSEDCL has purchased energy from Parli 6-7, Parli 8 and Uran generating stations of MSPGCL even though not included in MoD stack approved by the Commission in the Tariff Order to meet the demand due to outage of CGS units (TAPS), increase in demand and also lower generation from RE sources than approved by the Commission.
- 5.6 The total overall generation was marginally higher than approved during the month. The monthly fixed cost was payable in line with MYT Regulations, 2019 considering the availability of the Plant. The Commission has verified that the fixed cost for all the Thermal/Gas Units as well as Hydro Units has been considered as per invoice raised by MSPGCL for March, 2024. The comparison of Actual and Approved Fixed and Variable Cost of MSPGCL Thermal/Gas units as shown in the table below shows the impact of fixed cost due to lower actual generation.



Particulars	Approved for March, 2024						Actual for March, 2024						Variations			
	Quantum	VC	VC	FC	FC	APPC	Quantum	VC	VC	FC	FC	APPC	Quantum	VC	FC	APPC
	MU	Rs./k Wh	Rs. Crore	Rs. Crore	Rs./k Wh	Rs./k Wh	MU	Rs./k Wh	Rs. Crore	Rs. Crore	Rs./k Wh	Rs./k Wh	MU	Rs./k Wh	Rs./k Wh	Rs./k Wh
MSPGCL – Thermal	4,623.12	3.74	1,730.42	724.34	1.57	5.31	4,960.73	3.93	1,948.30	757.93	1.53	5.46	337.62	0.18	(0.04)	0.15

Variable charge inclusive of other charges (Fuel adjustment charges, CIL etc.)

5.7 The Commission has verified that fixed cost for all the Thermal/Gas Units as well as Hydro Units has been considered as per invoice raised by MSPGCL and as submitted by MSEDCL for the said units.

5.8 The Commission in its Order dated 31 March, 2023 in Case No 227 of 2022 has approved coal mix of generating stations as proposed by MSPGCL for FY 2023-24 and FY 2024-25. The said coal mix included coal beneficiation and procurement of imported coal to meet the requirement of coal for maintaining normative availability and accordingly approved the variable/energy charges for the MSPGCL Stations.

5.9 The Commission notes that while approving the FUP, the washed coal and imported coal was required to be used in all the MSPGCL stations except Paras and Parli Stations. However, MSPGCL has finalised tie up for imported coal through competitive bidding from June 2022. The washed coal was used as per FUP except for Chandrapur, and imported coal was also used as per FUP except for Koradi 8,9,10 units.

5.10 MSEDCL submitted that CIMFR reports for most of the coal samples for coal supplied in March, 2024 are yet to be received, hence MSPGCL has raised provisional FAC bill considering GCV as per the methodology submitted by MSPGCL in Case No 97 of 2020 as given below:

- GCV- As Billed: Consideration of certified loading end GCV data wherever available and where certified data is not available, use mid-point of declared grade GCV.
- GCV – As Received: GCV is considered based on the results available at each Station from their respective Station Laboratory.

Accordingly, MSPGCL has raised provisional FAC bill dated 8 April, 2024 considering the aforesaid methodology.

5.11 The comparison of Approved and Actual Energy Charge (including FAC) is as given below:

Power Station	Approved Energy Charge Rs/kWh	Actual Energy Charge Rs/kWh	Difference Rs/kWh	Difference %
Bhusawal Unit 03	4.408	4.937	0.529	12.00%
Bhusawal Unit 04 & 05	3.710	4.164	0.454	12.24%
Khaperkheda Unit 1 to 4	4.197	3.564	-0.633	-15.08%
Khaperkheda Unit 05	4.007	3.147	-0.860	-21.46%



Power Station	Approved Energy Charge Rs/kWh	Actual Energy Charge Rs/kWh	Difference Rs/kWh	Difference %
Nashik TPS	4.647	4.789	0.142	3.06%
Chandrapur Unit 03 to 07	4.103	4.290	0.187	4.56%
Chandrapur Unit 08,09	3.444	3.604	0.160	4.65%
Paras Unit 03 and 04	3.483	3.777	0.294	8.44%
Parli Unit 06 and 07	5.100	5.265	0.165	3.24%
Parli Unit 08	5.016	5.298	0.282	5.62%
Koradi Unit 06 & 07	3.319	3.631	0.312	9.40%
Koradi Unit 08,09,10	3.084	3.234	0.150	4.86%
GTPS Uran	6.760	5.194	-1.566	-23.17%

- 5.12 The Commission notes that for the month of March, 2024, Energy Charge of all stations have increased except for Khaperkheda and Uran Stations as compared to approved Energy Charge. The Commission notes that Energy Charge has been computed by considering GCV Loss (As Billed – As Received) of 650 kCal/kg as approved by the Commission in the Order dated 1 February, 2024 in Case No 132 of 2023.
- 5.13 MSPGCL has undertaken Case-4 bidding and accordingly entered into contract with Ideal Energy Projects Limited (IEPL) at Rs. Rs. 3.359/kWh for supply of 180 MW net sent out in lieu of power from one unit of at Nashik by transfer of corresponding linkage coal quantity to IEPL unit up to March 2023. The said contract was extended up to March, 2024. The power from IEPL started from October 2022. For the month of March, 2024, IEPL has supplied 131.26 MU at Rs 3.359/kWh. The Commission has accordingly considered the said purchase of 131.26 MU for Rs 44.08 Crore at Rs 3.359/kWh.
- 5.14 Considering the overall cost of MSPGCL thermal/gas stations, the average power purchase cost is Rs. 5.46/kWh as against Rs. 5.31/kWh approved in the Tariff Order. The average power purchase cost is higher due to higher variable cost by Rs 0.18/kWh and the same is offset by lower fixed cost by Rs 0.04/kWh.
- 5.15 Variation in power purchase expenses from MSPGCL can be divided on account of change in quantum and per unit rate as follows:

Month	Increase in Expenses for power purchase from MSPGCL (Rs. Crore)		
	On Account of change Quantum of Power Purchase	On Account of change in Per Unit rate of Power Purchase	Total
March, 2024	179.27	72.20	251.47

- 5.16 Out of above, variation on account of per unit rate is only considered for FAC computation.



NTPC:

5.17 MSEDCL has purchased total 3518.41 MU of power from NTPC's stations as compared to approved MoD stack of 2429.32 MU during the month of March, 2024.

5.18 The Table below shows the variation in power purchase in terms of per unit variable charge, per unit fixed charge and average power purchase cost for NTPC's generating stations for March, 2024.

Particulars	Approved for March, 2024						Actual for March, 2024						Variations			
	Quantum	VC	VC	FC	FC	APPC	Quantum	VC	VC	FC	FC	APPC	Quantum	VC	FC	APPC
	MU	Rs./kWh	Rs. Crore	Rs. Crore	Rs./kWh	Rs./kWh	MU	Rs./kWh	Rs. Crore	Rs. Crore	Rs./kWh	Rs./kWh	MU	Rs./kWh	Rs./kWh	Rs./kWh
NTPC	2,429.32	2.25	545.66	445.01	1.83	4.08	3,518.41	2.66	936.54	447.73	1.27	3.93	1,089.08	0.42	(0.56)	(0.14)

Variable charge inclusive of other charges (Fuel adjustment charges, CIL etc.)

5.19 The Commission has verified that actual quantum of power purchase and cost from the detailed summary bills/invoices submitted by MSEDCL and found to be in order and accordingly considered the same in FAC computation.

5.20 Variation in power purchase expenses from NTPC can be divided into on account of change in quantum and per unit rate as follows:

Month	Increase in Expenses for power purchase from NTPC (Rs. Crore)		
	On Account of change Quantum of Power Purchase	On Account of increased Per Unit rate of Power Purchase	Total
March, 2024	444.12	(50.52)	393.60

Out of above, variation on account of per unit rate is only considered for FAC computation.

IPPs

5.21 MSEDCL has long term PPA's with IPP's viz: JSW, CGPL Mundra, APMIL, Emco and Rattan India. The said PPAs are approved by the Commission and power availability from the said sources is considered as per Tariff Order issued by the Commission. Further, MSEDCL has signed PPA with Sai Wardha Power Generation Ltd (SWPGL) for 240 MW as per the Order dated 15 June 2020 in Case No 91 of 2020. SWPGL started delivering 240 MW power to MSEDCL from 5 July 2020.

5.22 During scrutiny of the invoices submitted by MSEDCL it was observed that there were differences in the other charges related to Change in Law as considered in FAC computations. The Commission sought clarifications on the same along with reconciliation and additional bills, if any. MSEDCL submitted the reconciliation and



clarified that the aforesaid differences are mainly on account of Change in Law (CIL) claim by IPPs in addition to monthly energy bills during the respective period.

5.23 Change in Law (CIL) events in respect of IPPs are related to imposition of GST compensation cess, change in royalty, custom duty, change in NCDP, shortfall in domestic coal etc. These Change in Law events have been approved by the respective Commission's through various Orders, as the case may be, under the provisions of respective PPAs. MSEDCL has submitted the CIL invoices for the concerned period. Further, while scrutinizing the CIL bills it was observed that the amount shown in CIL bills/invoices were not matching against the respective amount considered in FAC computation. In fact, the amounts considered in FAC calculations were observed to be lesser than that of CIL bills/invoices except for claim related to SHAKTI. Change in Law claims raised by the generators are according to their technical parameters, whereas MSEDCL works out the CIL claim amount based on normative / actual parameters. These parameters include SHR of power plant, Auxiliary consumption, GCV of coal, etc. which have impact of coal consumption. Therefore, there is difference in CIL amount claimed by generator and that worked out by MSEDCL. MSEDCL has submitted the detailed reconciliation of CIL, as summarised in Table below:

IPP	As per Vendor – Rs Cr			As per MSEDCL – Rs Cr		
	CIL	Shakti	Total	CIL	Shakti	Total
JSW	-	-	-	-	-	-
CGPL	-	-	-	-	-	-
APML 125 MW	3.43	11.87	15.30	3.43	11.87	15.30
APML 1320 MW	38.59	203.83	242.42	38.59	203.83	242.42
APML 1200 MW	32.90	114.00	146.90	32.90	114.00	146.90
APML 440 MW	5.78	20.03	25.81	5.78	20.03	25.81
GMR	6.91	3.05	9.96	6.91	3.05	9.96
RIPL 450 MW	15.93	-	15.93	15.16	-	15.16
RIPL 750 MW	26.55	-	26.55	25.27	-	25.27
Sai Wardha	9.92	1.97	11.89	9.92	1.97	11.89
Total	140.00	354.76	494.75	137.96	354.76	492.71

5.24 In reply to the query raised by the Commission in respect of past Change in Law claim of APML (Rs 69.03 Crore) and claim of RIPL (Rs 69 Crore), MSEDCL submitted that residual claim for carrying cost of Rs. 69.03 Crore has been paid towards EFC charges to APML for the period from December 2017 to April 2022 in compliance of the Judgment of Hon'ble the Supreme Court of India in CA No 4089 of 2022 and CA No 5005 of 2022. It further submitted that claim of RIPL is due to Judgment of Hon'ble the APTEL setting aside the Order of the Commission in Case No 146 of 2018 in relation to SECL penalty. MSEDCL has admitted amount of Rs 69.04 Crore as against Rs 93.61 Crore claimed by RIPL. MSEDCL has paid the claimed amounts to APML and RIPL. The Commission has accordingly considered the said amount. Thus, on an overall basis, the average power purchase cost from IPPs stands at Rs. 5.22/kWh as compared to monthly approved rate



of Rs. 5.50/kWh for the month of March, 2024. The said cost is being considered for the FAC computation based on the scrutiny of invoices and details submitted by MSEDCL.

5.25 The table below shows the variation in power purchase in terms of per unit variable charge, per unit fixed charge and average power purchase cost for IPPs for March, 2024.

Particulars	Approved for March, 2024						Actual for March, 2024						Variations				
	Quantum	VC	VC	FC	FC	APPC	Quantum	VC	VC	FC	FC	APPC	Quantum	VC	FC	APPC	
	MU	Rs./kWh	Rs. Crore	Rs. Crore	Rs./kWh	Rs./kWh	MU	Rs./kWh	Rs. Crore	Rs. Crore	Rs./kWh	Rs./kWh	MU	Rs./kWh	Rs./kWh	Rs./kWh	
1.JSW	-	-	-	13.72	-	-	128.37	4.13	53.04	13.84	1.08	5.21	128.37	-	-	-	-
2.Mundra UMPP	-	-	-	40.33	-	-	417.50	3.94	164.63	42.59	1.02	4.96	417.50	-	-	-	-
3.Adani Power	852.72	3.87	329.98	215.23	2.52	6.39	1,883.16	4.68	882.04	214.18	1.14	5.82	1,030.44	0.81	(1.39)	(0.57)	
4.Emco	116.36	2.71	31.48	14.95	1.28	3.99	137.35	2.80	38.44	15.46	1.13	3.92	20.99	0.09	(0.16)	(0.07)	
5.Rattan India	698.17	3.18	222.35	57.86	0.83	4.01	812.28	3.63	294.66	58.81	0.72	4.35	114.11	0.44	(0.10)	0.34	
6. Sai Wardha	131.42	3.25	42.67	20.40	1.55	4.80	177.76	3.25	57.81	20.73	1.17	4.42	46.34	0.01	(0.39)	(0.38)	
Total IPPs (1 to 6)	1,798.67	3.48	626.48	362.48	2.02	5.50	3,556.42	4.19	1,490.63	365.62	1.03	5.22	1,757.75	0.71	(0.99)	(0.28)	

Variable charge inclusive of other charges, CIL etc.

5.26 Variation in power purchase expenses from IPPs can be divided into increased on account of change in quantum and per unit rate as follows:

Month	Increase in Expenses for power purchase from IPP (Rs. Crore)		
	On Account of change Quantum of Power Purchase	On Account of increased Per Unit rate of Power Purchase	Total
March, 2024	966.47	(99.19)	867.28

Out of above, variation on account of increased per unit rate is only considered for FAC computation.

Short Term Power Purchase

5.27 MSEDCL has purchased 864.83 MU at average rate of Rs. 4.61/kWh for March, 2024. The Commission notes that it has not approved any short-term purchase in the Tariff Order. However, MSEDCL has purchased short term power to meet the demand in view of lower availability of contracted thermal Plants. The Commission notes that MSEDCL has purchased 418.39 MU from multiple sources in bilateral purchase as approved by the Commission in its Order dated 12 March, 2024 in Case No 4 of 2024, 166.72 MU from Power Exchange and remaining quantum from Banking with UPPCL and TPDDL. The Commission has verified the details of power purchase cost from the Daily Obligation Summary Report issued by Power Exchange, invoices for short term bilateral purchase and accordingly considered the said purchase in FAC computation of March, 2024.



Must-Run Sources

5.28 The sources of Must Run Stations include KAPP, TAPP 1&2, TAPP 3&4, SSP, Pench, Dodson I and Dodson II, Renewable Energy and MSPGCL Hydro (including Ghatghar) etc.

5.29 A detailed comparison of approved against actual purchase from Must Run Stations is shown in Table below:

Particulars	Approved for March, 2024						Actual for March, 2024						Variations			
	Quantum	VC	VC	FC	FC	APPC	Quantum	VC	VC	FC	FC	APPC	Quantum	VC	FC	APPC
	MU	Rs./kWh	Rs. Crore	Rs. Crore	Rs./kWh	Rs./kWh	MU	Rs./kWh	Rs. Crore	Rs. Crore	Rs./kWh	Rs./kWh	MU	Rs./kWh	Rs./kWh	Rs./kWh
MSPGCL-Hydro*	629.89	-	-	24.05	0.38	0.38	197.81	0.22	4.42	13.77	0.70	0.92	(432.08)	0.22	0.31	0.54
MSPGCL-Hydro Lease rent				42.25						42.25						
1.Non-Solar	1,904.01	5.05	960.85	-	-	5.05	1,080.45	5.25	567.44	4.07	0.04	5.29	(823.56)	0.21	0.04	0.24
2.Solar	1,835.24	3.44	631.90	-	-	3.44	889.54	3.53	313.92	-	-	3.53	(945.70)	0.09	-	0.09
Renewable Energy including REC (1 to 2)	3,739.25	4.26	1,592.75	-	-	4.26	1,969.99	4.47	881.36	4.07	0.02	4.49	(1,769.26)	0.21	0.02	0.24
Others-KAPP, TAPP, Dodson etc	559.10	3.06	170.91	1.58	0.03	3.09	427.93	4.71	201.48	1.40	0.03	4.74	(131.17)	1.65	0.00	1.66

*Variable Cost for Hydro Power is approved in MSPGCL Order whereas total cost is considered under Fixed Cost in the Tariff Order of MSEDCL.

5.30 As seen from the aforesaid table, MSEDCL has purchased 197.81 MU of Hydro Power as per variable cost approved by the Commission. This being the cheapest source of power helps in reduction of overall average cost of power purchase. The Koyna generation works on the principle of water year (1st June to 30 May) and hence the available water is used for the peak requirement based on the requirement of MSEDCL. It is observed that hydro purchase is lower than 629.89 MU approved by the Commission as demand was catered from other must run generation and also due to lower than normal rainfall and water availability in Koyna dam being less than the last years water availability. Also, MSEDCL has restricted the utilization of Koyna water (i.e. saved koyna water) for generation in the month of March, 2024 and kept maximum available water quota reserved for generation to meet the upcoming summer seasons peak demand.

5.31 It is observed that Solar and Non-Solar energy purchased in March, 2024 i.e., 1969.99 MU was lower than approved i.e., 3739.25 MU by the Commission in the Tariff Order. The generation is lower mainly due to lower capacity addition than new PPAs executed by MSEDCL for Wind Power. MSEDCL has not purchased any RECs in the month of March, 2024. The Commission observes that MSEDCL has purchased 4.52 MU of RE power from G-DAM Market at Rs 4.05/kWh. The Commission has considered the renewable purchase as per details submitted by MSEDCL and invoices of power purchased from SECI, NVVN and other IPPs.



5.32 The Commission notes that MSEDCL has claimed Rs 657.57 Crore due to revision in tariff of KAPP from September 2018 to April 2023 as per invoice raised by NPCIL. In response to query raised by the Commission, MSEDCL submitted that as per letter from NPCIL dated 04 July, 2023, amount of Rs. 656.91 Crore. [Rs. 657.57 Crore. (Total Bill Amount) – Rs. 0.66 Crore (TDS)] will be paid in 12 equal monthly installments of Rs. 54.74 Crore per month. Accordingly, the Commission has considered the 11th instalment of Rs. 54.74 Crore in respect of NPCIL past arrears.

ISTS Charges - CTU

5.33 As per Regulation 10 of the MYT Regulations, 2019, any variation in Inter-State Transmission Charges shall be pass through under FAC component of Z-factor charge as an adjustment in Tariff on monthly basis. The ISTS charges paid by MSEDCL to Central Transmission Utility of India Ltd (CTU) are considered under FAC computation. Accordingly, the Commission has considered the amount of Rs. 236.46 Crore towards ISTS charges payable to payable to CTU as against Rs. 320.42 Crore approved in the Tariff Order towards FAC computation as per invoice raised by CTU.

Sale of Power

5.34 MSEDCL has sold 1.73 MU at Rs 6.46/kWh on Power Exchange thereby earning revenue of Rs 1.12 Crore.

Deviation Quantum and Cost

5.35 MSEDCL has submitted that the deviation quantum (under drawl) of 114.57 MU. As per invoice raised by MSLDC, the quantum is 114.57 MU and corresponding amount receivable is Rs 13.68 Crore. Accordingly, the Commission has considered the said Deviation quantum and cost in the FAC computation for the month of March, 2024.

Approved Cost of Power Purchase

5.36 In view of the above, the overall cost approved in the Tariff Order and actual for the month of March, 2024 considered by the Commission is as shown below:

Particulars	Approved for March, 2024						Actual for March, 2024						Variations			
	Quantum	VC	VC	FC	FC	APPC	Quantum	VC	VC	FC	FC	APPC	Quantum	VC	FC	APPC
	MU	Rs./kWh	Rs. Crore	Rs. Crore	Rs./kWh	Rs./kWh	MU	Rs./kWh	Rs. Crore	Rs. Crore	Rs./kWh	Rs./kWh	MU	Rs./kWh	Rs./kWh	Rs./kWh
MSPGCL - Thermal	4,623.12	3.74	1,730.42	724.34	1.57	5.31	4,960.73	3.93	1,948.30	757.93	1.53	5.46	337.62	0.18	(0.04)	0.15
MSPGCL-Hydro	629.89	-	-	24.05	0.38	0.38	197.81	0.22	4.42	13.77	0.70	0.92	(432.08)	0.22	0.31	0.54
MSPGCL-Hydro Lease Rent	-	-	-	42.25	-	-	-	-	-	42.25	-	-	-	-	-	-
NTPC	2,429.32	2.25	545.66	445.01	1.83	4.08	3,518.41	2.66	936.54	447.73	1.27	3.93	1,089.08	0.42	(0.56)	(0.14)



Particulars	Approved for March, 2024						Actual for March, 2024						Variations			
	Quantum	VC	VC	FC	FC	APP C	Quantum	VC	VC	FC	FC	AP PC	Quantum	VC	FC	APPC
	MU	Rs./k Wh	Rs. Crore	Rs. Crore	Rs./ kWh	Rs./k Wh	MU	Rs./kWh	Rs. Crore	Rs. Crore	Rs./k Wh	Rs./ kWh	MU	Rs./k Wh	Rs./k Wh	Rs./kWh
IPPs	1,798.67	3.48	626.48	362.48	2.02	5.50	3,556.42	4.19	1,490.63	365.62	1.03	5.22	1,757.75	0.71	(0.99)	(0.28)
RE including REC	3,739.25	4.26	1,592.75	-	-	4.26	1,969.99	4.47	881.36	4.07	0.02	4.49	(1,769.26)	0.21	0.02	0.24
Must Run - KAPP, TAPP, Dodson etc	559.10	3.06	170.91	1.58	0.03	3.09	427.93	4.71	201.48	1.40	0.03	4.74	(131.17)	1.65	0.00	1.66
Short Term	-	-	-	-	-	-	864.83	4.61	398.89	-	-	4.61	864.83	-	-	-
Sale of Power	-	-	-	-	-	-	1.73	6.46	1.12	-	-	6.46	1.73	-	-	-
DSM	-	-	-	-	-	-	(114.57)	1.19	(13.68)	-	-	1.19	(114.57)	-	-	-
PGCIL	-	-	-	320.42	-	-	-	-	-	236.46	-	-	-	-	-	-
Total	13,779.34	3.39	4,666.23	1,920.14	1.39	4.78	15,379.82	3.80	5,846.83	1,869.23	1.22	5.02	1,600.48	0.42	(0.18)	0.24

Variable charge inclusive of other charges (Fuel adjustment charges, CIL etc.)

5.37 The overall power purchase cost is higher than approved by the Commission mainly due to payment to NPCIL in respect of past recovery, past claim of Change in Law of APML, payment to RIPL as per Hon'ble the APTEL's Judgment, higher short-term rate of purchase and the same is partially offset by lower rate of power purchase from NTPC, IPPs than approved by the Commission.

5.38 Considering the above, the Commission allows the average power purchase cost of Rs.5.02/kWh for the month of March, 2024 as against Rs. 4.78/kWh approved in the Tariff Order.

6. FAC on account of fuel and power purchase cost (F)

6.1 The Commission has worked out the average power purchase cost for the month of March, 2024 as shown in above table. The same has been compared with the average power purchase cost approved by the Commission in Tariff Order dated 31 March, 2023 and accordingly arrived at differential per unit rate at which Z_{FAC} is to be passed on to the consumers.

6.2 The following table shows the Z_{FAC} worked out by the Commission on account of difference in fuel and power purchase cost for the month of March, 2024.

S. No.	Particulars	Units	March, 2024
1	Average power purchase cost approved by the Commission	Rs. /kWh	4.78
2	Actual average power purchase cost	Rs. /kWh	5.02
3	Change in average power purchase cost (=2 -1)	Rs. /kWh	0.24
4	Net Power Purchase	MU	15,379.82
5	Change in fuel and power purchase cost (=3 x 4/10)	Rs. Crore	364.68



7. **Adjustment for over recovery/under recovery (B)**

7.1 The adjustment for over recovery/under recovery has to be done for the (n-4) month as per provisions of MYT Regulations, 2019. The Commission has allowed FAC recovery from October 23 onwards. MSEDCL submitted FAC recovery of Rs 257.05 Crore for the month of March, 2024 as against approved amount of Rs 385.76 Crore. Thus, the adjustment factor to be considered towards under recovery is Rs 128.71 Crore while computing the allowable FAC for March, 2024.

8. **Carrying Cost for over recovery/under recovery (C)**

8.1 The following table shows the interest rate and amount worked as carrying / holding cost for under/ over recovery for the month of March, 2024:

S. No.	Particulars	Units	Mar-24
1	Adjustment factor for over-recovery/under-recovery	Rs. Crore	128.71
2	Interest rate	%	10.15%
3	Carrying cost for (over-recovery)/under-recovery	Rs. Crore	1.09

9. **Disallowance due to excess Distribution Loss**

9.1 Regulation 10.8 of MYT Regulations, 2019 provides for FAC amount to be reduced in case the actual distribution loss for the month exceeds the approved distribution loss. The relevant extract is reproduced as follows.

“10.8 The total Z_{FAC} recoverable as per the formula specified above shall be recovered from the actual sales in terms of “Rupees per kilowatt-hour”:

Provided that, in case of unmetered consumers, the Z_{FAC} shall be recoverable based on estimated sales to such consumers, computed in accordance with such methodology as may be stipulated by the Commission:

Provided further that, where the actual annual sliding distribution losses of the Distribution Licensee exceed the level approved by the Commission, the amount of Z_{FAC} corresponding to the excess distribution losses (in kWh terms) shall be deducted from the total Z_{FAC} recoverable”

9.2 The following table provides the comparison of approved and actual distribution loss and disallowance due to excess distribution loss if any.



S. N	Particulars	Units	Approved in Tariff Order	Actual for March, 2024	Actual – cumulative up to March, 2024	Annual Sliding Distribution Loss – Apr 23 to Mar 24
1	Net Energy Input at Distribution Voltage	MU	1,26,595.02	13,398.45	145903.40	145903.40
2	MSEDCL Metered Sales (excluding sales at EHV level)	MU	1,01,458.38	8,288.59	98748.97	98748.97
3	Estimated Consumption of unmetered Sales	MU	8,719.30	1,021.10	10049.06	10049.06
4	Distribution Loss (1-2-3)	MU	16,417.34	4,088.75	37,105.37	37,105.37
5	Distribution Loss as % of net energy input (4/1)	%	13.00%	30.52%	25.43%	25.43%
6	Excess Distribution Loss = [Actual Distribution Loss (5) - Distribution loss approved] x Net Energy Input (1)	MU	-	1,665.62	-	-
7	Disallowance of FAC due to excess Distribution Loss	Rs. Crore	-	-	-	78.31

9.3 As seen from the above table, the standalone distribution loss for the month of March, 2024 is higher at 30.52% as against approved loss of 13%. The standalone loss for March, 2024 is higher mainly due to estimated Ag sales and sales considered as per billing cycle whereas power purchase is considered for the standalone month. Also, the Commission has restricted the Ag Sales as per norms approved in the Tariff Order leading to higher loss.

9.4 The comparison of Distribution Loss for the April, 2023 to March, 2024 as compared to last year is as given below:

Particulars	FY 2022-23	FY 2023-24
<i>Approved Loss</i>	<i>14%</i>	<i>13%</i>
April	30.33%	26.38%
May	26.19%	25.90%
June	16.83%	21.36%
July	7.35%	15.04%
August	15.19%	24.52%
September	14.98%	22.89%
October	12.16%	29.61%
November	24.19%	28.58%



Particulars	FY 2022-23	FY 2023-24
December	33.02%	24.60%
January	28.41%	26.71%
February	28.66%	26.66%
March	32.62%	30.52%
Cumulative up to March	23.41%	25.43%

9.5 Since Annual Sliding Distribution Loss of 25.43% is higher than the approved loss of 13%, the Commission has considered disallowance of Rs 78.31 Crore towards excess Distribution Loss.

10. Summary of Allowable Z_{FAC}

10.1 The summary of the FAC amount as approved by the Commission for the month of March, 2024 is as shown in the Table below:

S. No.	Particulars	Units	March, 2024-As submitted	March, 2024- As Approved
1	Calculation of ZFAC			
1.1	Change in cost of generation and power purchase attributable to Sales within the License Area (F)	Rs. Crore	364.68	364.68
1.2	Carrying cost for over-recovery/under-recovery (C)	Rs. Crore	1.09	1.09
1.3	Adjustment factor for over-recovery/under-recovery (B)	Rs. Crore	128.71	128.71
1.4	ZFAC = F+C+B	Rs. Crore	494.48	494.48
2	Calculation of Per Unit FAC			
2.1	Energy Sales within the License Area	MU	10,517.46	10,517.46
2.2	Excess Distribution Loss	MU	1,665.59	1,665.62
2.3	ZFAC per kWh	Rs. /kWh	0.47	0.47
3	Allowable FAC			
3.1	FAC disallowed corresponding to excess Distribution Loss [(2.2 x 2.3)/10]	Rs. Crore	47.88	78.31
3.2	FAC allowable [1.4-3.1]	Rs. Crore	446.60	416.17
4	Utilization of FAC Fund			
4.1	Opening Balance of FAC Fund	Rs. Crore	0.00	0.00
4.2	Carrying Cost/(Holding Cost) on FAC Fund	Rs. Crore	0.00	0.00
4.3	Z _{FAC} for the month (Sr. N. 3.2)	Rs. Crore	446.60	416.17
4.4	Closing Balance of FAC Fund	Rs. Crore	446.60	416.17
4.5	Z _{FAC} leviable/(refundable) to consumer	Rs. Crore	446.60	416.17
5	Total FAC based on category wise and slab wise allowed to be recovered	Rs. Crore	0	0



11. Recovery from Consumers:

- 11.1 Regulation 10.9 of MYT Regulations, 2019 provides for methodology of recovery of FAC charge from each category of consumers. The relevant extract is reproduced as below.

“10.9 The Z_{FAC} per kWh for a particular Tariff category/sub-category/consumption slab shall be computed as per the following formula: —

$$Z_{FAC\ Cat} (Rs/kWh) = [Z_{FAC} / (\text{Metered sales} + \text{Unmetered consumption estimates} + \text{Excess distribution losses})] * k * 10,$$

Where:

Z_{FAC Cat} = Z_{FAC} component for a particular Tariff category/sub-category/consumption slab in ‘Rupees per kWh’ terms;

k = Average Billing Rate / ACOS;

Average Billing Rate = Average Billing Rate for a particular Tariff category/sub-category/consumption slab under consideration in ‘Rupees per kWh’ as approved by the Commission in the Tariff Order:

Provided that the Average Billing Rate for the unmetered consumers shall be based on the estimated sales to such consumers, computed in accordance with such methodology as may be stipulated by the Commission:

ACOS = Average Cost of Supply in ‘Rupees per kWh’ as approved for recovery by the Commission in the Tariff Order:

Provided that the monthly Z_{FAC} shall not exceed 20% of the variable component of Tariff or such other ceiling as may be stipulated by the Commission from time to time:

Provided further that any under-recovery in the Z_{FAC} on account of such ceiling shall be carried forward and shall be recovered by the Distribution Licensee over such future period as may be directed by the Commission....”

- 11.2 The Commission allows the FAC amount of Rs. 416.17 Crore for the month of March, 2024.
- 11.3 To have smooth recovery without any significant impact on tariff of consumers and considering the fact that positive FAC is mainly due to past claims, tariff revision for prior period, the Commission in its approval for the month of February, 2024 has allowed FAC recovery of Rs 523.86 Crore/month including Carrying Cost from May, 2024 onwards for 5 months. The Commission had also held that during the aforesaid recovery for 5 months, monthly adjustment towards standalone FAC from March, 2024 onwards will be done while approving the FAC for the said month. As per the said principle



adopted by the Commission for recovering the past amount, the Commission has decided to allow the recovery of Rs 416.17 Crore for the month of March, 2024 in 4 equal instalments along with carrying cost from June, 2024 onwards in addition to Rs 523.86 Crore allowed to be recovered in FAC approval of February, 2024. Thus, the FAC chargeable to consumers as approved in March, 2024 to be recovered in 4 months is Rs 629.87 Crore for each month. The monthly recovery of Rs 629.87 Crore from June, 2024 onwards for the next 4 months will be adjusted in the standalone FAC approval from April, 2024 onwards for each month and accordingly FAC will be computed and allowed to be recovered from consumers from July, 2024. Further, the Commission is of the view that in case there is any delay in FAC approval of subsequent months, MSEDCL shall levy FAC amount of Rs 629.87 Crore for each month up to September, 2024 unless otherwise directed by the Commission. This is to ensure that there is timely recovery of FAC amount there minimising the burden of carrying cost on consumers in case of delayed recovery.

11.4 In a view of above, the per unit Z_{FAC} for the month of March, 2024 to be levied on consumers of MSEDCL in the billing month of June, 2024 is as given below. The rate of FAC is rounded for Rs.0.05 as per letter dated 5 April, 2022. Therefore, same may be reconciled in the next approvals on under/ over recovery:

Category	Z_{FAC} for the month of June, 2024 (Rs/kWh, Rs/kVAh, Rs/HP – as Applicable)
LT Category	
Residential (LT-I)	
BPL (0-30 Units)	0.20
Consumption > 30 Units per month	
1-100 Units	0.45
101-300 Units	0.80
301-500 Units	1.10
Above 500 Units	1.15
Non-Residential (LT-II)	
0-20 kW	0.80
>20-50 kW	1.10
>50 kW	1.25
Public Water Works (LT-III)	
0-20 kW	0.35
20-40 kW	0.50
Above 40 kW	0.60
Agriculture (LT-IV)	
AG unmetered Pump set	
Zone 1	
A) 0-5 HP	60.00
B) 5HP -7.5 HP	100.00
C) Above 7.5 HP	110.00



Category	Z _{FAC} for the month of June, 2024 (Rs/kWh, Rs/kVAh, Rs/HP – as Applicable)
Zone 2	
A) 0-5 HP	15.00
B) 5HP -7.5 HP	35.00
C) Above 7.5 HP	35.00
AG Metered Pump Set	0.30
AG Metered Other	0.55
LT Industries (LT-V)	
0-20 KW	0.55
Above 20 KW	0.70
Street Light (LT-VI)	
Grampanchayat A, B & C Class Municipal Council	0.60
Municipal corporation Area	0.70
Public Services (LT VII)	
Government Educational Institutions and Hospitals	
0-20 kW	0.60
>20-50 kW	0.65
>50 kW	0.80
Others	
0-20 kW	0.55
>20-50 kW	0.85
>50 kW	0.85
Electric Vehicle Charging Stations (LT VIII)	0.75
HT Category	
HT	
Industry (General)	0.65
Industry (Seasonal)	0.80
Commercial	1.00
Railways/Metro/Monorail	0.65
Public Water Works (PWW) and Sewage Treatment Plants	0.60
Agricultural - Pumpsets	0.40
Agricultural - Others	0.55
Group Housing Society (Residential)	0.60
Public Services – Government Educations Institutions and Hospitals	0.75
Public Services - Others	0.85
Electric Vehicle Charging Stations	0.55
EHV	
Industry (General)	0.65



Category	Z _{FAC} for the month of June, 2024 (Rs/kWh, Rs/kVAh, Rs/HP – as Applicable)
Industry (Seasonal)	0.65
Commercial	0.90
Railways/Metro/Monorail	0.45
Public Water Works (PWW) and Sewage Treatment Plants	0.55
Agricultural - Pumpsets	0.35
Group Housing Society (Residential)	0.60

