



महाराष्ट्र विद्युत नियामक आयोग

Maharashtra Electricity Regulatory Commission

Ref. No. MERC/FAC/2023-24/0566

Date: 02 November, 2023

To,
The Managing Director,
KRC Infrastructure and Projects Private Ltd.,
Raheja Tower, Level-9, Block G,
Plot No. C-30,
Bandra Kurla Office Complex,
Bandra (E), Mumbai – 400 051

Subject: Post facto approval of Fuel Adjustment Charges (FAC) submissions of KRCIPPL for the months of October 2022, November 2022 and December 2022.

Reference: 1. KRCIPPL's FAC submission for the months October 2022, November 2022 and December 2022 vide email dated 28 February, 2023.

Sir,

Upon vetting the FAC calculations for the months of October 2022, November 2022 and December 2022 as mentioned the above reference, the Commission has accorded approval for charging FAC to its consumers as shown in the table below:

Month	October 2022	November 2022	December 2022
Z _{FAC} allowed for recovery (Rs. Crore)	0.135	0.131	0.135

The Commission allows the carry forward FAC of Rs. 1.96 Crore, Rs. 2.37 Crore, and Rs. 2.83 Crore in the months of October 2022, November 2022 and December 2022, respectively. The Commission allows the accumulation of FAC amount of Nil which shall form part of FAC Fund and shall be carried forward to next FAC billing cycle with holding cost. Further, as directed in the said Order, KRCIPPL shall maintain the monthly account of FAC Fund and upload it on its website to maintain transparency of FAC Fund, and also for information of all the stakeholders.

Yours faithfully,

(Dr. Rajendra G. Ambekar)
Executive Director, MERC

Encl: Annexure A: Detailed Vetting Report for the period of October 2022, November 2022 and December 2022.

**POST FACTO APPROVAL FOR FAC CHARGES FOR THE MONTHS OF OCTOBER 2022,
NOVEMBER 2022, AND DECEMBER 2022**

Subject: Post facto approval of Fuel Adjustment Charges (FAC) submissions of KRCIPPL for the months of October 2022, November 2022, and December 2022.

Reference: 1. KRCIPPL's FAC submission for the months of October 2022, November 2022 and December 2022 vide email dated 28 February, 2023.

1. FAC submission by KRCIPPL:

1.1 KRCIPPL has made FAC submissions for the months of October 2022, November 2022 and December 2022 as referred above. Upon vetting the FAC calculations, taking cognizance of all the submissions furnished by KRCIPPL, the Commission has accorded post facto approval for the FAC amount to be charged in the billing months of December 2022, January 2023 and February 2023.

2. Background:

2.1 On 30 March, 2020 the Commission has issued Tariff Order in respect of KRCIPPL (Case No. 329 of 2019) for approval of Aggregate Revenue Requirement and Multi Year Tariff for the Control Period from FY 2020-21 to FY 2024-25. Revised Tariff has been made applicable from 1 April, 2020.

2.2 Vide its letter dated 20 April, 2020, the Commission communicated the excel formats and guiding principles for filing of FAC submissions to all Distribution Licensees including SEZs. The Commission also directed all Distribution Licensees to submit FAC computations, including details pertaining to variation in fuel cost of generators for the approval of the Commission.

2.3 The summary of the FAC Vetting Report approvals granted by the Commission till date is given below:

- Prior approval to the FAC for the month of April, 2020 vide FAC vetting Report dated 7 June, 2020.
- Post-facto approval to the FAC for the months of May and June, 2020 vide FAC vetting Report dated 30 September, 2020.
- Post-facto approval to the FAC for the months of July 2020, August 2020, and September 2020 vide FAC vetting Report dated 08 December, 2020.
- Post-facto approval to the FAC for the months of October 2020, November 2020 and December 2020 vide FAC vetting Report dated 25 March, 2021.
- Post-facto approval to the FAC for the month of January to March, 2021 vide FAC Vetting Report dated 10 June, 2021.
- Post-facto approval to the FAC for the month of April 2021, May 2021, and June 2021 vide FAC Vetting Report dated 11 October, 2021.
- Post-facto approval to the FAC for the month of July 2021, August 2021, and September 2021 vide FAC Vetting Report dated 6 January, 2022.



Approval of FAC Charges for the months of October 2022, November 2022 and December 2022

- Post-facto approval to the FAC for the month of October 2021, November 2021 and December 2021 vide FAC Vetting Report dated 28 June, 2023.
 - Post-facto approval to the FAC for the month of January 2022, February 2022 and March 2022 vide FAC Vetting Report dated 24 July, 2023.
 - Post-facto approval to the FAC for the month of April 2022, May 2022 and June 2022 vide FAC Vetting Report dated _____, 2023.
 - Post-facto approval to the FAC for the month of July 2022, August 2022 and September 2022 vide FAC Vetting Report dated _____, 2023.
- 2.4 As per provisions of MYT Regulations, 2019 a Distribution Licensee (SEZ) is required to obtain post-facto approval of the Commission on a quarterly basis for FAC charges within 60 days of close of each quarter. Accordingly, vide its letter dated 28 February, 2023, KRCIPPL has filed FAC submissions for the months of October 2022, November 2022 and December 2022 for post-facto approval. The Commission has scrutinized the submissions provided by KRCIPPL and has also verified the fuel and power purchase bills provided along with its submissions.

3. Energy Sales of the Licensee

- 3.1 In the MYT Order passed by the Commission in Case No. 329 of 2019, the Commission has approved revised tariffs to maintain zero cross subsidy across tariff categories.
- 3.2 The net energy sales within licence area as submitted by KRCIPPL in the FAC submission and as approved by the Commission are as shown in the Table 1 below:

Table 1: Energy Sales approved and Actual in MUs

Consumer Category	Approved by the Commission (MU) (I)	Monthly Approved (MU) (II=I/12)	Actual Sales (MU)		
			Oct-22 (III)	Nov-22 (IV)	Dec-22 (V)
HT Category					
HT- I Industrial	42.09	3.51	1.48	1.44	1.47
HT-II Commercial	1.18	0.10	-	-	0.00
HT III – Electric Vehicle (EV) Charging Stations					
LT Category					
LT-II(A) Commercial (0-20 kW)		-	0.00	0.00	0.00
LT-II (B) Commercial (above 20 kW)	4.47	0.37	0.02	0.02	0.03
LT-III (A) Industrial (0-20 kW)		-	0.01	0.01	0.01
LT-III (B) Industrial (above 20 kW)		-	0.33	0.32	0.34
Total	47.74	3.98	1.85	1.79	1.85

- 3.3 It can be observed from above Table 1 that the actual sales during the months of October 2022, November 2022 and December 2022 are **1.85 MU, 1.79 MU and 1.85 MU** respectively which is around **53.51%, 54.92% and 53.56%** lower than approved monthly energy sales of **3.98 MU** for October 2022, November 2022 and December 2022. The variation was primarily observed in all categories except LT-III (A) Industrial (0-20kW) and LT-III (B) Industrial (above 20 kW). However, the major variation was observed in the HT-I Industrial, HT-II Commercial and LT-II (B) Commercial (above 20 kW), which is due to the continuation of impact work for home in IT industry in KRCIPPL



SEZ. However, it can be observed that the sales in the month from October 2022 to December 2022 have been decreased due to seasonal variation in winter season.

4. Power Purchase Details

4.1 KRCIPPL is a deemed Distribution Licensee notified by the Commission for its IT & ITeS SEZ located at Village Kharadi, Taluka Haveli, District Pune. KRCIPPL does not own or operate any generating stations. Accordingly, KRCIPPL is required to procure power from outside sources in order to fulfil the electricity demand of its consumers.

4.2 Approved Power Purchase sources:

4.2.1 KRCIPPL had a short term PPA with GMR Energy Trading Limited which was valid till May 2020 and which was subsequently extended till March 2021 with approval of the Commission.

4.2.2 Post that the Commission in its Order dated 30 June, 2021 in Case No. 69 of 2021 has approved the combined power procurement of for MBPPL, GEPL and KRCIPPL for FY 2021-22 on short-term basis. Accordingly, the Commission has provided the approval of Power Purchase Agreement and Adoption of Tariff determined through transparent bidding process for a Short-Term procurement of power up to 14 MW (RTC) for KRC discoms for one year starting from 1 July, 2021 to 30 June, 2022 through combined power procurement. In the said order, the quantum estimated for KRCIPPL is upto 3 MW (Up to 2 MW RTC and up to 1MW between 0800 and 2300 hours). The relevant extract is as given below:

"Accordingly, the Commission approves PPA dated 27 May 2021 entered between KRC DISCOMs (MindSpace Business Parks Private Limited; Gigaplex Estate Private Limited; KRC Infrastructure and Projects Private Limited) and Kreate Energy (I) Pvt. Ltd. - Power Department of Sikkim."

However, the PPA with Kreate Energy was valid till 30th June 2022.

4.2.3 Subsequently, KRC DISCOMs had filed a Petition before the Commission seeking approval for undertaking combined power purchase at Power Exchange linked rates for the period from July 2022, till alternative arrangements are in place. The Hon'ble Commission in its Order dated 15 September 2022 in Case No. 138 of 2022, has allowed KRC DISCOMs to procure the power under exchange linked contracts till March 2023.

4.2.4 In this regard the Commission in its analysis and rulings in the Order in Case No. 138 of 2022 had noted the following:

"11. Thus, failure of M/s Kreate Energy (I) Pvt. Ltd to supply power as per contract during the period of April to June 2022 and non-successful bidding process has resulted into KRC DISCOMs to depend on Power Exchanges for meeting its consumer demand. Further due to high demand, bids for all time blocks were not getting cleared on power exchanges and hence during that period, KRC DISCOMs had to depend on DG Set for maintaining continuity of power supply to its consumers. To avoid such situations, KRC DISCOMs entered into exchange linked bilateral contract with M/s GMR Energy Trading Ltd and has requested the Commission to allow such contract till it successfully selects supplier through bidding process."




Approval of FAC Charges for the months of October 2022, November 2022 and December 2022

12. The Commission notes that exchange linked bilateral contract is undertaken outside the power market platform. Such contract does not strictly fall under Section 62 (tariff determined by the Commission as per Tariff Regulations) or Section 63 (tariff discovered through competitive bidding process) of the Electricity Act, 2003. The Commission has been considering such contracts for pass through in power purchase expenses as such contracts form very small quantum of total power purchase basket of Distribution Licensee and tariff is linked to the rates that are transparently discovered in power exchange, beside most of the time some discount is also offered by seller in such contracts. But in the present case, KRC DISCOMs have proposed to meet all its power purchase quantum through such exchange linked contracts. In the normal course, such arrangement is not advisable, and this would not have been allowed. But considering the efforts taken by KRC DISCOMs for procurement of power through competitive bidding, and the fact that during high demand period, bid quantum was not getting cleared on power exchange platform forcing them to supply power from DG set is neither economical nor it is viable for longer periods, the Commission deems it fit to allow such exchange linked contracts till KRC DISCOMs successfully discovers tariff in due bidding process. The Commission also notes that KRC DISCOMs are procuring green power from GDAM/GTAM market segment on power exchanges. Such green power procurement is meeting part of its load requirement. Also, such exchange linked contracts and green power procurement from exchange is also helping KRC DISCOMs to maintain Grid Discipline by not overdrawing power from the Grid.

13. The Commission also notes that such exchange linked contracts entered by KRC DISCOM have charged premium (50 paise/unit) over the exchange price for certain period (7 days). KRC DISCOM have justified it as during that period its contracted supplier refused to supply the power and its bids on power exchanges were not getting cleared for all the time blocks, hence to maintain continuity in power supply, KRC DISCOM had to agree to such premium. In this regard, the Commission notes that KRC DISCOM has separately filed Petition in Case No. 162 of 2022 seeking compensation towards increased power purchase expenses on account of non-supply of power by its supplier, the Commission will decide on the issue of allowing such premium as passthrough during that proceeding.

14. Having allowed exchange linked contracts as above, the Commission notes that price being discovered on power exchange during recent past is much higher than average power procurement rate (Rs. 3.92 per unit) approved in MYT Orders of KRC DISCOMs. This will ultimately impact the consumer tariff through FAC mechanism or truing up process (if full expenses cannot be allowed due to FAC ceiling) in upcoming Mid Term Review process which will ultimately reduce the electricity tariff advantage vis-à-vis tariff applicable to parallel licensee in that area. Therefore, to remain competitive and protect interest of their consumers, KRC DISCOMs shall take extra efforts for finding cheaper and reliable source of power supply. Hence, the Commission allows such sole power procurement from exchange linked contracts only for FY 2022-23. KRC DISCOMs shall ensure that firm source of supply is contracted before March 2023."

4.2.5 Further, KRCIPPL initiated short-term competitive bidding process on 9 August, 2022 (5th bidding) and decided to combinedly procure 8 MW RTC Power and 4 MW Peak Power (08:00 – 23:00 Hrs for Weekdays, i.e., Monday to Friday and excluding Saturday and Sunday) for a period



Approval of FAC Charges for the months of October 2022, November 2022 and December 2022

of one year from 1 November, 2022 to 31 October, 2023 for KRC DISCOMs (MindSpace Business Parks Private Limited; Gigaplex Estate Private Limited; KRC Infrastructure and Projects Private Limited).

- 4.2.6 The Commission has approved the PPA signed with GMRETL and PTC at average rate of Rs. 6.35/kWh for RTC Power and Rs. 7.95/kWh for Peak Power, respectively in its Order dated 28 October, 2022 in Case No. 177 of 2022. The quantum estimated for KRCIPPL is 1.5 MW RTC for the period 1 November, 2022 to 31 October, 2023 and 1 MW Peak Power for the period 1 November, 2022 to 28 February, 2023. The generator identified by GMRETL source (Birla Carbon) for RTC supply and peak power is being supplied by PTC India Ltd. source (NSL Sugars Ltd), which is a bagasse-based plant which offers Renewable Energy Power, which is helpful in fulfilling the RPO requirement as well as green tariff requirement of KRC DISCOMs.
- 4.2.7 The Power procurement cost approved by the Commission in Tariff Order in Case No. 329 of 2019 from the medium-term source is Rs. 3.92/kWh.
- 4.3 In view of the above, KRCIPPL has also procured RE power through IEX in the GDAM and GTAM during the months of October 2022, November 2022 and December 2022. MBBPL purchased 0.30 MU and 0.72 MU of Solar and Non-Solar Power in October 2022 at an average rate of Rs. 5.16/kWh and Rs. 5.17/kWh, respectively. Similarly, KRCIPPL purchased 0.06 MU and 0.13 MU of Solar and Non-Solar Power in November 2022 at an average rate of Rs. 6.19/kWh and 0.01 MU and 0.13 MU of Solar and Non-Solar Power in December 2022 at an average rate of Rs. 7.48/ kWh.
- 4.4 The Commission notes that KRCIPPL has purchased of RE power through the power exchanges to meet the RPO obligations in the months of October 2022, November 2022 and December 2022. The power purchase has been through the power exchanges where the prices are market driven and competitively discovered. While the Commission had allowed the KRC DISCOMs to procure RECs to meet the RPO obligations in the MYT Order, the Commission in its Order in Case no. 231 of 2020 dated 23 January 2021 has also permitted the KRC DISCOMs to procure RE power before FY 2022-23, so that the benefit of RE purchase can be passed on to the consumers.
- 4.5 KRCIPPL has also procured 0.92 MUs, 0.31 MUs and 0.41 MUs of power from Power Exchange at average rates of Rs. 4.92/kWh, Rs. 5.85/kWh and Rs. 6.26/kWh during the months of October 2022, November 2022 and December 2022, respectively. KRCIPPL has submitted that the Commission in its Order dated 15 September, 2022 in Case No. 138 of 2022 has allowed KRC DISCOMs to procure the power under exchange linked contracts till it successfully discovers tariff in due bidding process.

4.6 Summary of power purchase of KRCIPPL is as under:

Sr. No.	Particular	Compliance
1	Purchase from Approved Source	Yes , KRCIPPL has procured power under exchange linked contracts as per order dated 15 September 2022 in Case No. 138 of 2022.
2	Merit Order Dispatch	Not applicable since they are sourcing power through exchange linked contracts.
3	Fuel Utilization Plan	Not applicable . All the sources of power procurement fall under Section 63 of EA, 2003.
4	DSM Pool	KRCIPPL has drawn 0.01 MUs in the month of October 2022 into the DSM pool and has injected 0.01 MUs and 0.03 MUs in the months of November 2022 and December 2022, respectively from the DSM pool.



Approval of FAC Charges for the months of October 2022, November 2022 and December 2022

Sr. No.	Particular	Compliance			
5	Sale of Surplus Power	No surplus power was available for sale in the months of October 2022 to December 2022.			
6	Power Purchase	Actual Power Purchase is 1.94 MUs, 1.88 MUs and 1.94 MUs in the months of October 2022, November 2022, and December 2022, respectively, as against approved monthly power purchase of 4.21 MUs due to lower sales.			
7	Source wise Power Purchase	Source Name	Approved (MU)	Actual Oct 2022 (MU)	Proportion of each source in actual purchase (%)
		RE Solar	0.34	0.30	15%
		RE Non-Solar	0.48	0.72	37%
		Other Medium-Term source/ Bilateral Purchase	3.39		0%
		Exchange/ Other Peak Source	-	0.92	47%
		DSM Pool	-	0.01	0%
		Total	4.21	1.94	100.00%
		Source Name	Approved (MU)	Actual Nov 2022 (MU)	Proportion of each source in actual purchase (%)
		RE Solar	0.34	0.06	3%
		RE Non-Solar	0.48	0.13	7%
		Other Medium-Term source/ Bilateral Purchase	3.39	1.07	57%
		Exchange/ Other Peak Source (PTC)	-	0.64	34%
		DSM Pool	-	(0.01)	0%
		Total	4.21	1.88	100.00%
		Source Name	Approved (MU)	Actual Dec 2022 (MU)	Proportion of each source in actual purchase (%)
		RE Solar	0.34	0.01	1%
		RE Non-Solar	0.48	0.13	7%
		Other Medium-Term source/ Bilateral Purchase	3.39	1.10	57%
		Exchange/ Other Peak Source	-	0.73	38%
DSM Pool	-	(0.03)	-2%		
Total	4.21	1.94	100.00%		
*The power purchase quantum/cost approved in MYT Order is on yearly basis, however monthly approved numbers are derived for comparison purpose.					



Approval of FAC Charges for the months of October 2022, November 2022 and December 2022

Sr. No.	Particular	Compliance
		The Commission in its Order dated 15 September, 2022 in Case No. 138 of 2022 has allowed KRC DISCOMs to procure the power under exchange linked contracts till it successfully discovers tariff in due bidding process.
8	Power Purchase under Section 63 of Electricity Act, 2003	Monthly power purchase invoices are submitted by KRCIPPL. Power Monthly power purchase quantum and rate are verified from the invoices, and it is ensured that same has been considered in the FAC calculation.

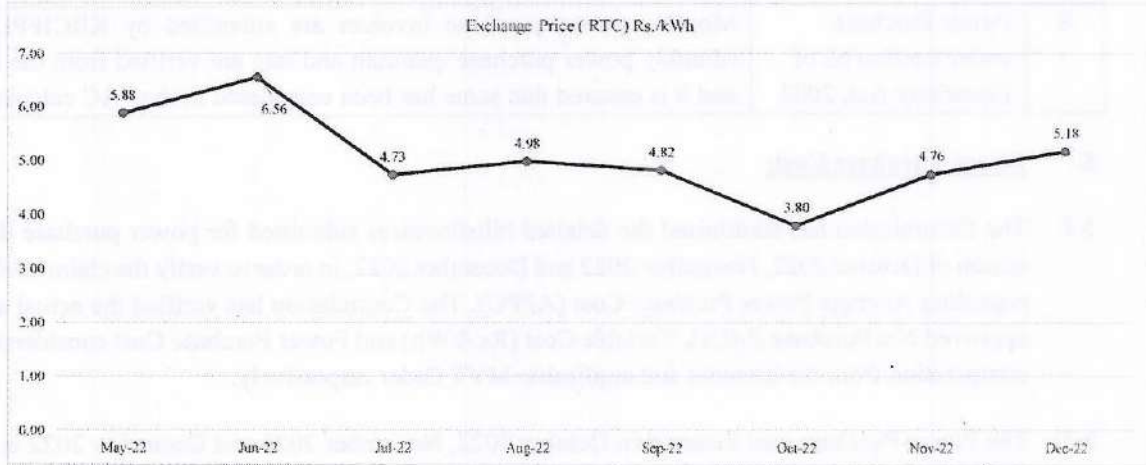
5. **Power Purchase Cost:**

- 5.1 The Commission has scrutinised the detailed bills/invoices submitted for power purchase during the month of October 2022, November 2022 and December 2022, in order to verify the claim of KRCIPPL regarding Average Power Purchase Cost (APPC). The Commission has verified the actual as well as approved Net Purchase (MUs), Variable Cost (Rs./kWh) and Power Purchase Cost considered in FAC computation from the invoices and applicable MYT Order respectively.
- 5.2 The Power Purchase cost incurred in October 2022, November 2022 and December 2022 is **Rs. 0.97 Crore, Rs. 1.23 Crore and Rs. 1.29 Crore**, respectively, which is lower than the approved monthly Power Purchase cost of **Rs. 1.57 Crore** by the Commission each for the months October 2022, November 2022 and December 2022, respectively.
- 5.3 The Commission in its Order dated 15 September 2022 in Case No. 138 of 2022 has allowed KRC DISCOMs to procure the power under exchange linked contracts till FY 2022-23. In Order dated 28 October, 2022 in Case No. 177 of 2022, the Commission has approved for combined power procurement of 8 MW RTC for period from 1 November, 2022 to 31 October, 2023 and 4 MW peak for period from 1 November, 2022 to 28 February, 2023. The quantum estimated for KRCIPPL is 1.5 MW RTC for the period 1 November 2022 to 31 October 2023 and 1 MW Peak Power for the period 1 November, 2022 to 28 February, 2023. Average rates of power purchase is **Rs. 6.26/kWh** in November 2022 and **Rs. 6.16/kWh** in December 2022.
- 5.4 **Power procurement through Exchange and Other Peak Resource:** KRCIPPL has procured **0.92 MU, 0.31 MU and 0.41 MU** from IEX for the months of October, November and December 2022 from DAM / RTM / TAM products available on IEX platform. For November and December 2022, KRCIPPL procured **0.33 MU** peak power from PTC. Though this source contributed to 47%, 34% and 38% of the total power purchase during the months of October 2022, November 2022 and December 2022, average rate of power purchase was high at Rs. 4.92/kWh, Rs. 7.00/Kwh and Rs. 7.08/kWh in October 2022, November 2022 and December 2022, respectively. The higher cost of purchase from exchange reflects the trends observed in the power exchange in the month of June 2022.



Approval of FAC Charges for the months of October 2022, November 2022 and December 2022

Figure 1: Exchange price trends (RTC)



5.5 Other charges: The scheduling and rescheduling charges for October 2021 to September 2022 amounting to Rs. 69,750/- have been considered separately in October 2022 along with Compensation Amount of Rs. 1,00,366/- received from GMR Energy as per Schedule B Clause 7(4)(2)(1) of IEX Business Rules.

5.6 Renewable Sources: The Commission has approved Rs. 0.24 Crore each for October 2022, November 2022 and December 2022 for purchase of RE power to meet the Renewable Purchase Obligation. KRCIPPL has purchased RE Solar and RE Non-Solar during the months of October 2022, November 2022 and December 2022. The RE Solar purchase quantum was 0.30 MU at a power purchase rate of Rs. 5.16/kWh in October 2022, 0.06 MU at the rate of Rs. 6.19/kWh in November 2022 and 0.01 MU at the rate of Rs. 7.48/kWh in December 2022. Similarly, the RE Non-Solar purchase quantum was 0.72 MU at a power purchase rate of Rs. 5.17/kWh in October 2022, 0.13 MU at the rate of Rs. 6.19/kWh in November 2022 and 0.13 MU at the rate of Rs. 7.48/kWh in December 2022. The Commission in its MYT Order in Case no. 329 of 2019 had approved purchases of actual RE power for FY 2022-23.

5.7 Accordingly, KRCIPPL has sourced the RE Solar and RE Non-Solar Power from the exchange (GDAM) to meet the RPO obligation.

5.8 The APPC for solar and non-solar sources are higher than approved rates of Rs. 2.90/kWh for solar and Rs. 2.87/kWh for non-solar in the months of October 2022, November 2022 and December 2022. The Commission notes that the price of power is competitively discovered for the power sourced from the power exchange and KRCIPPL has provided all the necessary supporting documents for verification of the cost. Accordingly, the Commission approves inclusion of the power purchased from RE sources for recovery through the FAC mechanism.

5.9 DSM Pool: KRCIPPL has drawn 0.01 MU in the month of October 2022 into the DSM pool and has injected 0.01 MU and 0.03 MU in the months of November 2022 and December 2022, respectively from the DSM pool. The Commission has also considered the average price of the power in the DSM pool (Rs. 1.29/kWh, Rs. 3.95/kWh and Rs. 4.64/kWh) as submitted by the Licensee for FAC computation along with the supporting documentation for the months October 2022, November 2022 and December 2022.



Approval of FAC Charges for the months of October 2022, November 2022 and December 2022

- 5.10 The Commission has noted that KRCIPPL has followed Merit Order Dispatch for scheduling of power and all sources are scheduled according to SLDC instructions.
- 5.11 No sale of surplus power was done during the period October 2022 to December 2022.
- 5.12 **Approved Cost:** The Commission has noted that KRCIPPL procured nil quantum of power from its approved sources due to non-availability of any medium-term contracted source. The Medium-Term Power Purchase Agreement of KRCIPPL with Kreate Energy (I) Pvt. Ltd. has expired on 30 June 2022.
- 5.13 The APPC during the period October 2022 to December 2022 is higher due to purchase of higher cost power, both conventional and RE, from power exchange to meet the higher demand in period October 2022 to December 2022.
- 5.14 The details of the overall cost approved as per MYT Order and the actual cost for the months of October 2022, November 2022 and December 2022 is as shown in the **Error! Reference source not found.** Table 2 below:

Table 2: Approved and Actual Power Purchase Cost for KRCIPPL

Source		Power Purchase Quantum (MU)	Fixed Cost (Rs. Crore)	Fixed Cost (Rs./ kWh)	Variable Cost (Rs. Crore)	Variable Cost (Rs./ kWh)	Total Cost (Rs. Crore)	APPC (Rs./ kWh)
Base Load – Long Term / Medium Term- Bilateral	Approved	3.39	-	-	1.33	3.92	1.33	3.92
	Actual (October 2022)	-	-	-	-	-	-	-
	Actual (November 2022)	1.07	-	-	0.67	6.26	0.67	6.26
	Actual (December 2022)	1.10	-	-	0.68	6.16	0.68	6.16
Exchange/ Other Peak Sources	Approved	-	-	-	-	-	-	-
	Actual (October 2022)	0.92	-	-	0.45	4.92	0.45	4.92
	Actual (November 2022)	0.64	-	-	0.45	7.00	0.45	7.00
	Actual (December 2022)	0.73	-	-	0.52	7.08	0.52	7.08
Solar & Non-Solar RE/REC	Approved	0.34 (Solar)	-	-	0.10 (Solar)	2.90 (Solar)	0.10 (Solar)	2.90 (Solar)
		0.48 (Non-Solar)	-	-	0.14 (Non-Solar)	2.87 (Non-Solar)	0.14 (Non-Solar)	2.87 (Non-Solar)
	Actual (October 2022)	0.3 (Solar)	-	-	0.15 (Solar)	05.16 (Solar)	0.15 (Solar)	05.16 (Solar)
		0.72 (Non-Solar)	-	-	0.37 (Non-Solar)	05.17 (Non-Solar)	0.37 (Non-Solar)	05.17 (Non-Solar)
	Actual (November 2022)	0.06 (Solar)	-	-	0.03 (Solar)	06.19 (Solar)	0.03 (Solar)	06.19 (Solar)
		0.13 (Non-Solar)	-	-	0.08 (Non-Solar)	06.19 (Non-Solar)	0.08 (Non-Solar)	06.19 (Non-Solar)
	Actual (December 2022)	0.01 (Solar)	-	-	0.01 (Solar)	07.48 (Solar)	0.01 (Solar)	07.48 (Solar)
		0.13 (Non-Solar)	-	-	0.1 (Non-Solar)	07.48 (Non-Solar)	0.1 (Non-Solar)	07.48 (Non-Solar)



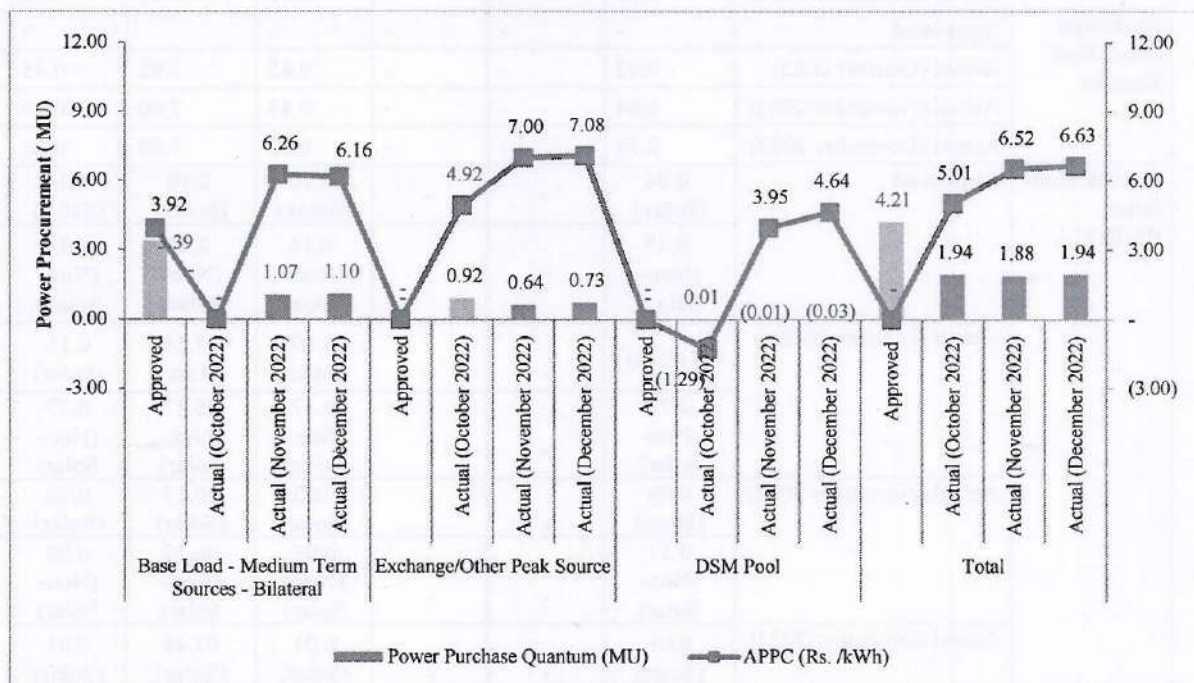
Approval of FAC Charges for the months of October 2022, November 2022 and December 2022

Source		Power Purchase Quantum (MU)	Fixed Cost (Rs. Crore)	Fixed Cost (Rs./ kWh)	Variable Cost (Rs. Crore)	Variable Cost (Rs./ kWh)	Total Cost (Rs. Crore)	APPC (Rs./ kWh)
DSM	Approved	-	-	-	-	-	-	-
	Actual (October 2022)	0.01	-	-	-0.00	-1.29	-0.00	-1.29
	Actual (November 2022)	-0.01	-	-	-0.00	3.95	-0.00	3.95
	Actual (December 2022)	-0.03	-	-	-0.02	4.64	-0.02	4.64
SLDC Fees	Actual (July)	-	0.001	-	-	-	0.001	-
	Actual (August)	-	0.001	-	-	-	0.001	-
	Actual (September)	-	0.001	-	-	-	0.001	-
Total	Approved	4.21	-	-	1.57	3.71	1.57	3.71
	Actual (July)	1.94	0.00	-	0.97	5.01	0.97	5.01
	Actual (August)	1.88	0.00	-	1.23	6.52	1.23	6.52
	Actual (September)	1.94	0.00	-	1.29	6.63	1.29	6.63

*KRC has to pay fixed short term open access charges irrespective of quantum of power purchase and hence per unit rate is higher

5.15 Source wise approved and actual quantum of power procured from some of the key sources and APPC for month of October 2022, November 2022 and December 2022, respectively, is shown in the graph below:

Figure 2: Variation in Power Procurement and Total per unit Cost



5.16 Reasons for the rate variation for various sources are as shown below:



Table 3: Summary of reasons for rate variation for various power sources

Sr. No.	Source	Month	Approved Rate (Rs. /kWh)	Actual Rate (Rs. /kWh)	Reason for rate variation
1	Base Load – Long term / Medium Term / Bilateral	October 2022	3.92	-	Power purchased from GMR Energy Trading Limited (GMRETL) on Bilateral basis.
		November 2022		6.26	
		December 2022		6.16	
3	Solar & Non Solar – REC / RE	October 2022	2.90 (solar) 2.87 (non-solar)	05.16 (Solar)	Market discovered rate; Purchase of RE power in October 2022 to December 2022 from Power Exchange (GDAM and GTAM) as approved in the MYT Order.
		November 2022		05.17 (Non-Solar)	
				06.19 (Solar)	
		December 2022		06.19 (Non-Solar)	
		07.48 (Solar)			
		07.48 (Non-Solar)			
4	Exchange/ Other Peak Source	October 2022	4.29	4.92	Market discovered rate; Short term power purchase from Power Exchange through DAM, TAM, and RTM.
		November 2022		7.00	
		December 2022		7.08	
5	DSM	October 2022	-	(1.29)	DSM rates as based on the supporting documents provided by KRCIPPL.
		November 2022		3.95	
		December 2022		4.64	
6	Total	October 2022	-	5.01	Due to above factors
		November 2022		6.51	
		December 2022		6.63	

5.17 Considering the above, the Commission allows the average power purchase cost of Rs. 5.01/kWh, Rs. 6.51/kWh, and Rs. 6.63/kWh for the month of October 2022, November 2022 and December 2022, respectively, as shown in Table 33 above. The increase in power purchase cost is due to reliance on Power exchange and bilateral transactions. The variation in power purchase cost is on the higher side in October 2022, November 2022 and December 2022 due to the higher cost of RE and conventional power purchase from exchange.

6. FAC on account of fuel and power purchase cost (F)

6.1 The Commission has worked out the average power purchase costs for the month of October 2022, November 2022 and December 2022 as shown in Table 23 above. The same has been compared with the average power purchase cost approved by the Commission in MYT Order dated 30 March, 2020 to arrive at the differential per unit rate at which Z_{FAC} is to be passed on to the consumers.

6.2 Thus, the following

6.3 Table 4 shows the Z_{FAC} worked out by the Commission on account of difference in power purchase cost for the month of October 2022, November 2022 and December 2022 respectively.



Approval of FAC Charges for the months of October 2022, November 2022 and December 2022

Table 4: FAC on account of Fuel and Power Purchase Cost

S. No.	Particulars	Units	Oct-22	Nov-22	Dec-22
1	Average power purchase cost approved by the Commission	Rs./kWh	3.71	3.71	3.71
2	Actual average power purchase cost	Rs./kWh	5.01	6.52	6.63
3	Change in average power purchase cost (=2-1)	Rs./kWh	1.30	2.80	2.92
4	Net Power Purchase	MU	1.94	1.88	1.94
5	Change in power purchase cost (=3 x 4/10)	Rs. Crore	0.25	0.53	0.57

7. Adjustment for over recovery/under recovery (B)

7.1 The adjustment factor for over recovery / under recovery (B) is as shown in the Table 5 below:

Table 5: Adjustment for over recovery/under recovery

S. No.	Particulars	Units	Oct-22	Nov-22	Dec-22
1.1	Incremental cost allowed to be recovered in Month n-4	Rs. Crore	0.14	0.14	0.13
1.2	Incremental cost in Month n-4 actually recovered in month n-2	Rs. Crore	0.14	0.13	0.13
1.3	(over-recovery)/under-recovery (=1.2 - 1.1)	Rs. Crore	0.00	0.01	0.01
2.0	Carried forward adjustment for over-recovery/under-recovery attributable to application of ceiling limit for previous month	Rs. Crore	1.82	1.95	2.37
3.0	Adjustment factor for over-recovery/under-recovery (1.3+2.0)	Rs. Crore	1.82	1.96	2.38

8. Carrying Cost for over recovery/under recovery (C)

8.1 Carrying/Holding Cost for under recovery/over recovery has been granted at the approved interest rate for the eligible amount which works out to **Rs. 0.01 Crore in the month of October 2022, and Rs. 0.02 Crore in each of the months November 2022 and December 2022.**

8.2 Holding cost for the month of October 2022 to December 2022 is calculated by considering MCLR + 150 basis points which turns out to be 9.20%, 9.45% and 9.55% for October 2022, November 2022 and December 2022, respectively.

8.3 The Commission has computed the holding cost towards the amount under recovered in the month of October 2022 to December 2022, which is as shown in the Table below:

Table 6: Carrying/Holding Cost for over/under-recovery

Particulars	Units	Jul 22	Aug 22	Sep 22
Adjustment factor for over-recovery/under-recovery	Rs. Crore	1.82	1.96	2.38
Interest rate	%	9.20%	9.45%	9.55%
Carrying cost for over-recovery/under-recovery	Rs. Crore	0.01	0.02	0.02



9. Holding Cost for FAC Fund

- 9.1 The Commission in its FAC approval for the month of March 2021 has decided to accumulate the FAC fund arising out of negative monthly FAC up to March 2023 along with the holding cost. Accordingly, as per said principle laid down by the Commission, KRCIPPL has carried forward the negative FAC amount and accumulated the same in the FAC Fund along with holding cost.
- 9.2 On the similar principle, the commission has allowed KRCIPPL to carry forward the negative FAC amount in excess of FAC fund approved in the MYT order and accumulate in the FAC fund up to March 2023 along with holding cost.
- 9.3 The Commission has determined positive FAC of Rs. 2.09 Crore, Rs. 2.50 Crore and Rs. 2.96 Crore for October 2022, November 2022 and December 2022, respectively. The Commission has determined FAC fund of Nil amount at the end of December, 2022.
- 9.4 The Commission has considered SBI MCLR rate of the month plus 150 basis points which works out to **9.20%, 9.45% and 9.55%** for October 2022, November 2022 and December 2022, respectively Accordingly, the Commission has calculated holding cost of nil amount for the months July 2022 to September 2022, to be contributed to the FAC Pool.

10. Disallowance due to excess Distribution Loss

- 10.1 Regulation 10.8 of MYT Regulations, 2019 provides for FAC amount to be reduced in case the actual distribution loss for the month exceeds the approved distribution loss. The relevant extract is reproduced as follows.

“10.8 The total Z_{FAC} recoverable as per the formula specified above shall be recovered from the actual sales in terms of “Rupees per kilowatt-hour”:

Provided that, in case of unmetered consumers, the Z_{FAC} shall be recoverable based on estimated sales to such consumers, computed in accordance with such methodology as may be stipulated by the Commission:

Provided further that, where the actual annual sliding distribution losses of the Distribution Licensee exceed the level approved by the Commission, the amount of Z_{FAC} corresponding to the excess distribution losses (in kWh terms) shall be deducted from the total Z_{FAC} recoverable”

- 10.2 The following Table provides the comparison of approved and actual distribution loss and disallowance due to excess distribution loss:

Table 7: Disallowance of FAC due to excess Distribution Loss

Sr. No.	Particulars	Units	Approved in Tariff Order	Oct-22	Nov-22	Dec-22
1	Net Energy input at Distribution Voltages	MU	4.08	1.88	1.82	1.88
2	Energy sales at Distribution voltages	MU	3.98	1.85	1.79	1.85
3	Distribution Loss (1 - 2)	MU	0.10	0.03	0.03	0.03



Approval of FAC Charges for the months of October 2022, November 2022 and December 2022

Sr. No.	Particulars	Units	Approved in Tariff Order	Oct-22	Nov-22	Dec-22
4	Distribution Loss as % (3/1)	%	2.50%	1.55%	1.49%	1.62%
5	Annual Sliding Distribution Loss (%)	%		1.69%	1.64%	1.62%
6	Excess Distribution Loss = [Annual Sliding Distribution Loss - Distribution loss approved] x Net Energy Input (1)	MU	-	-	-	-
7	Disallowance of FAC due to excess Distribution Loss	Rs. Crore	-	-	-	-


10.3 As it can be seen from the Table 7 above, the annual sliding distribution loss for the months of October 2022, November 2022 and December 2022 is 1.69%, 1.64%, and 1.62%, respectively, which is lower than the MYT approved distribution loss of 2.50%. The monthly distribution loss for the months of October 2022, November 2022 and December 2022 is also lower than the MYT approved distribution loss of 2.50%. The Commission has not worked out any disallowance on account of excess Distribution Loss since the actual sliding distribution loss is lower than approved distribution loss.

11. Summary of Allowable Z_{FAC}

11.1 The summary of the FAC amount as approved by the Commission for the month of October 2022, November 2022 and December 2022 which is allowed to be recovered in the billing month December 2022, January 2023 and February 2023 as shown in the Table 8 below.

Table 8: Summary of Allowable Z_{FAC}

Sr. No.	Particulars	Units	Oct-22	Nov-22	Dec-22
1	Calculation of Z_{FAC}				
1.1	Change in cost of generation and power purchase attributable to Sales within the License Area (F)	Rs. Crore	0.252	0.528	0.567
1.2	Carrying cost for over-recovery/under-recovery (C)	Rs. Crore	0.014	0.015	0.019
1.3	Adjustment factor for over-recovery/under-recovery (B)	Rs. Crore	1.820	1.958	2.377
1.5	Z_{FAC} = F+C+B	Rs. Crore	2.086	2.502	2.963
2	Calculation of FAC Charge				
2.1	Energy Sales within the License Area	MU	1.849	1.794	1.848
2.2	Excess Distribution Loss	MU	-	-	-
2.3	Z _{FAC} per kWh	Rs./kWh	11.278	13.947	16.036
2.4	Cap at 20% of variable component of tariff		0.723	0.723	0.723
2.5	FAC Charge allowable (Minimum of 2.3 and 2.4)		0.723	0.723	0.723
3	Recovery of FAC				
3.1	FAC disallowed corresponding to excess Distribution Loss [((2.1+2.2) x 2.3)/10]	Rs. Crore	-	-	-
3.2	Allowable FAC	Rs. Crore	2.086	2.502	2.963
4	Utilization of FAC Fund				
4.1	Opening Balance of FAC Fund	Rs. Crore	-	-	-
4.2	Holding Cost on FAC Fund	Rs. Crore	-	-	-



Approval of FAC Charges for the months of October 2022, November 2022 and December 2022

Sr. No.	Particulars	Units	Oct-22	Nov-22	Dec-22
4.3	Z _{FAC} for the month (Sr. No. 3.2)	Rs. Crore	2.086	2.502	2.963
4.4	Closing Balance of FAC Fund	Rs. Crore	-	-	-
4.5	Z _{FAC} leviable/refundable to consumer	Rs. Crore	2.086	2.502	2.963
5	Total FAC based on category wise and slab wise allowed to be recovered	Rs. Crore	0.135	0.131	0.135
6	Carried forward FAC for recovery during future period (3.1-3.2-4)	Rs. Crore	1.951	2.371	2.828

11.2 It can be seen from the Table8 above that standalone FAC for the month of October 2022, November 2022 and December 2022 is Rs. 2.086 Crore, Rs. 2.502 Crore, and Rs. 2.963 Crore, respectively. Based on energy sales and excess distribution loss, FAC per unit has been worked out as Rs. 11.278/kWh, Rs. 13.947/kWh, and Rs. 16.036/kWh for the months of October 2022, November 2022 and December 2022, respectively as shown above.

11.3 Further, the Regulation 10.9 of MYT Regulations, 2019 specifies as:

Provided that the monthly Z_{FAC} shall not exceed 20% of the variable component of Tariff or such other ceiling as August be stipulated by the Commission from time to time:

11.4 As the FAC per unit computed in the month of October 2022 (Rs. 11.278/kWh), November 2022 (Rs. 13.947/kWh) and December 2022 (Rs.16.036/kWh) as shown in Table7 above are higher than the 20% cap (Rs. 0.72/kWh) specified in MYT Regulations, 2019, hence, the restriction is triggered with regards to such ceiling.

11.5 Accordingly, considering the ceiling limit (Rs. 0.72/kWh), the FAC recoverable October 2022, November 2022 and December 2022 will be lower. Accordingly, due to ceiling limit (Rs. 0.72/kWh), the FAC recoverable has been worked out as Rs. 0.135 Crore, Rs. 0.131 Crore, and Rs. 0.135 Crore for the months of October 2022, November 2022 and December 2022, respectively. Thus, FAC equivalent to Rs.1.95 Crore (i.e., Rs. 2.09 Crore minus Rs. 0.135 Crore) for the month of October 2022, Rs. 2.37 Crore (i.e., Rs. 2.50 Crore minus Rs. 0.131 Crore) for the month of November 2022, and Rs 2.83 Crore (i.e., Rs. 2.96 Crore minus Rs. 0.135 Crore) for the month of December 2022 has remained unrecovered which will be recovered as part of FAC of upcoming months.

11.6 The Commission has also approved a holding cost of Nil amount for the FAC fund available during the months of October 2022, November 2022 and December 2022. The value of the opening FAC fund in October 2022 after considering the holding cost is Nil. The Commission has determined a positive FAC for the months of October 2022, November 2022 and December 2022. Accordingly, the FAC fund amount at the end of December 2022 is Nil.

12. Recovery from Consumers:

12.1 Regulation 10.9 of MERC MYT Regulations, 2019 provides for methodology of recovery of FAC charge from each category of consumers. The relevant extract is reproduced as below.

"10.9 The Z_{FAC} per kWh for a particular Tariff category/sub-category/consumption slab shall be computed as per the following formula: —



Approval of FAC Charges for the months of October 2022, November 2022 and December 2022

$$Z_{FACcat} \text{ (Rs/kWh)} = [Z_{FAC} / (\text{Metered sales} + \text{Unmetered consumption estimates} + \text{Excess distribution losses})] * k * 10,$$

Where:

Z_{FACcat} = Z_{FAC} component for a particular Tariff category/sub-category/consumption slab in 'Rupees per kWh' terms;

k = Average Billing Rate / ACOS;

Average Billing Rate = Average Billing Rate for a particular Tariff category/sub-category/consumption slab under consideration in 'Rupees per kWh' as approved by the Commission in the Tariff Order:

Provided that the Average Billing Rate for the unmetered consumers shall be based on the estimated sales to such consumers, computed in accordance with such methodology as may be stipulated by the Commission:

ACOS = Average Cost of Supply in 'Rupees per kWh' as approved for recovery by the Commission in the Tariff Order:

Provided that the monthly Z_{FAC} shall not exceed 20% of the variable component of Tariff or such other ceiling as may be stipulated by the Commission from time to time:

Provided further that any under-recovery in the Z_{FAC} on account of such ceiling shall be carried forward and shall be recovered by the Distribution Licensee over such future period as may be directed by the Commission....”

12.2 The Commission had invoked power of removing difficulties under MYT Regulation, 2019 and made following changes for computation of FAC.

“Distribution Licensee shall undertake computation of monthly FAC as per Regulation 10 of the MYT Regulations, 2019 except for treatment to be given to negative FAC as follows:

- Negative FAC amount shall be carried forward to the next FAC billing cycle with holding cost.
- Such carried forward negative FAC shall be adjusted against FAC amount for the next month and balance negative amount shall be carried forward to subsequent month with holding cost.
- Such carry forward of negative FAC shall be continued till the accumulated negative FAC becomes 20 % of monthly tariff revenue approved by the Commission in Tariff Order. In case of KRCIPPL such limit shall be Rs.28 Lakh. Any accumulated amount above such limit shall be refunded to consumers through FAC mechanism.
- In case such FAC Fund is yet to be generated or such generated fund is not sufficient to adjust against FAC computed for given month, then Distribution Licensee can levy such amount to the consumers through FAC mechanism, upon seeking prior approval from the Commission.”

12.3 The following Table 9 **Error! Reference source not found.** shows per unit Z_{FAC} for the month October 2022, November 2022 and December 2022 to be levied on consumers of KRCIPPL in the billing month of December 2022, January 2023 and February 2023.



Table 9: Category wise FAC Revenue for billing month December 2022, January 2023 and February 2023

Sr. No	Consumer Category	Slabs	ZFAC computed for the month of October 2022 (Rs. Crore)	ZFAC computed for the month of November 2022 (Rs. Crore)	ZFAC computed for the month of December 2022 (Rs. Crore)
	HT Category				
1	HT- I Industrial	all units	0.105	0.102	0.104
2	HT-II Commercial	all units	-	-	0.000
3	HT III – Electric Vehicle (EV) Charging Stations	all units	0.000	0.000	-
	LT Category				
4	LT-II(A) Commercial (0-20 kW)	all units	0.000	0.000	0.000
5	LT-II (B) Commercial (above 20 kW)	all units	0.002	0.002	0.002
6	LT-III (A) Industrial (0-20 kW)	all units	0.001	0.001	0.001
7	LT-III (B) Industrial (above 20 kW)	all units	0.027	0.026	0.028
	Total		0.135	0.131	0.135



