

## PRESS NOTE

### **RETAIL ELECTRICITY TARIFF OF THE TATA POWER COMPANY LIMITED** **APPLICABLE FROM 1 April, 2023**

The Tata Power Company Limited – Distribution (TPC-D) is a Licensee for electricity distribution in Mumbai city and suburbs and MBMC. TPC-D's Petition for approval of true-up for FY 2019-20 to FY 2021-22, provisional trueing up for FY 2022-23 and revised Aggregate Revenue Requirement (ARR) and Tariff for FY 2023-24 and FY 2024-25 was admitted by the Maharashtra Electricity Regulatory Commission (MERC or Commission) on 19 January, 2023.

The Commission invited written suggestions on the Petition from the public, and also held a Public Hearing on 17 February, 2023. After this public consultation process, the Commission has determined the ARR and Tariff of TPC-D for FY 2023-24 and FY 2024-25 through its Order dated **31 March, 2023**. The revised tariffs are effective from **1 April, 2023**.

The salient features of the Commission's Order are as follows:

1. The Commission has approved a net Revenue Gap of Rs. 861.56 Crore as against the net Revenue Gap of Rs. 1340.12 Crore as claimed by TPC-D, after trueing up for FY 2019-20 to FY 2021-22 and provisional trueing up for FY 2022-23. The revenue and the expenses are scrutinised as per the applicable Regulations and financial prudence. The Commission has tried to strike a balance between the consumer interest and recovery of the legitimate expenses of the Distribution Licensee.
2. The Commission has approved the recovery of ARR for FY 2023-24 and FY 2024-25, after considering past Gaps as shown below:

| Sr. No. | Particulars                           | Units     | FY 2023-24    | FY 2024-25    |
|---------|---------------------------------------|-----------|---------------|---------------|
| 1       | ARR estimated by TPC-D                | Rs. Crore | 4095.43       | 4432.61       |
| 2       | ARR approved by the Commission        | Rs. Crore | 4,685.04      | 5,501.65      |
| 3       | Average Cost of Supply (ACoS)         | Rs/kWh    | 8.42          | 9.45          |
| 4       | <b>Average Annual Tariff Increase</b> | <b>%</b>  | <b>11.88%</b> | <b>12.19%</b> |

3. **The Commission has approved an average tariff increase of around 11.9% in FY 2023-24 and 12.2% in FY 2024-25.**
4. The main reasons for increase in tariff are:
  - a) Increase in fuel cost due to variations on account of imported fuel costs resulting in higher variable cost from TPC-G,
  - b) Purchase from embedded generation (TPC-G) within Mumbai due to transmission constraints

- c) Shortfall in revenue due to impact of COVID-19,  
d) Increase in transmission system costs and transmission charges thereof.
5. The Truing up of FY 2020-21 to FY 2021-22 has been considered for the critical period when the country was passing through one of the most debilitating epidemics in the form of COVID-19. This has affected the revenue of the Licensee whereby the sale to industrial and commercial consumers has been on a lower side as compared to the sales approved in MYT Order due to number of industrial and commercial establishments being shut down due to the lockdown and restrictions enforced by the Government.
  6. The current price volatility in the power market whereby the price of imported coal has increased three-fold and the prices in the Power Exchange have been trading in the range of Rs. 7/per unit to Rs. 12/per unit, has resulted in an increase in average power purchase cost as compared to the cost approved in MYT Order.
  7. Also, though the generation cost of TPC-G has been higher due to usage of imported coal, the Commission has considered the power procurement from the generating units of TPC-G in FY 2023-24 and FY 2024-25, considering the transmission constraint for Mumbai Licensees resulting in increase in the power purchase cost of TPC-D.
  8. On similar lines to the approach adopted in the MYT Order, the Commission has also approved a FAC Stabilisation Fund to address the possible variation in power purchase costs on account of FAC. In case of FAC amount being negative, the same will not be passed on to the consumer but will be used to build this Fund. Subsequently, in case of unexpected rise, the amounts available in this Fund will be utilised first and only the shortfall will be passed on as FAC. This Fund is proposed to be used for tariff stability.
  9. The Commission has recognised the capitalisation proposed by TPC-D w.r.t installation of smart meters, distribution network augmentation, etc., however, the same is proposed to be approved at the time of truing up of the respective years as the DPR of such scheme is yet to be approved by the Commission.
  10. For continued promotion of Electric Vehicles (EV) in the State, the Commission has approved concessional, lower than ACoS tariffs for EV Charging Stations at HT and LT Voltage levels with effective tariff as outlined below:

| <b>FY</b>  | <b>Voltage</b> | <b>Fixed Charges</b> | <b>Variable Charges (EC + Wheeling)</b> |
|------------|----------------|----------------------|-----------------------------------------|
| FY 2023-24 | HT             | Rs.75/kVA            | Rs. 7.50/kVAh                           |
|            | LT             |                      | Rs. 7.25/kWh                            |
| FY 2024-25 | HT             | Rs. 80/kVA           | Rs. 8.00/kVAh                           |
|            | LT             |                      | Rs. 7.75/kWh                            |

Additionally, they are also eligible for Load Factor (LF) and Power Factor (PF) incentives/penalties as applicable, besides Time-of-Day (ToD) tariffs, which will further reduce their tariff.

11. The Commission has allowed the Consumers to make advance payment towards electricity and the same will accrue interest of 8.50% to 10% considering the period for which advance payment has been paid.
12. **Green Power Tariff:** The Commission has decided to continue levy of Rs 0.66/kWh as Green Power Tariff to the consumer opting for meeting its power requirement through renewable sources. Such Green Power Tariff shall be in addition to the tariff approved in this Order. All consumers (Extra High Voltage, High Voltage and Low Voltage) shall be eligible for opting for renewable power on payment of Green Power Tariff. Distribution Licensee shall provide the facility of requesting for Green Power Tariff through its Web Portal, Mobile App or any other digital mode for convenience of consumers.
13. **Rating of Consumer:** The Commission has introduced the rating to be given by Distribution Licensee at the end of the financial year along with the electricity bill for the month of March specifying the percentage of power purchased from renewable sources from his total consumption and rating as given below:

| % of RE Purchase Opted | Rating     |
|------------------------|------------|
| >50% to 75%            | Semi-Green |
| >75% to 100%           | Green      |

14. As determined in the last MYT Order, the Commission has gradually increased the minimum threshold limit of Billing Demand as percentage of the Contract Demand, by 5% in each year of the 4<sup>th</sup> Control Period so as to reach a threshold limit of 75% level in FY 2024-25.
15. Accepting the concept of fixed cost recovery through Fixed/Demand Charges, the same have been gradually increased. Additionally, incentives have been retained/ increased so as to give relief of overall reduction in tariff of the consumers.
16. In the previous MTR and MYT Order, the Commission had declared its intent to introduce kVAh billing for selected consumer categories, by moving from the system of Power Factor (PF) incentives/penalties to kVAh billing. The kVAh billing system has an inherent mechanism to incentivize or penalize consumers according to their PF, as consumers are encouraged to maintain near unity PF to achieve loss reduction, improve system stability, power quality and improve voltage profile. Accordingly, in last MYT Order, the Commission has introduced kVAh tariffs in a phased manner whereby in the first phase, kVAh billing has been approved for all HT categories, which will be extended to other categories at the appropriate time. In the MTR

Petition, it was observed that TPC-D has proposed to extend the kVAh tariffs to selected LT categories also. However, on account of the presence of competing Distribution Licensees and need to prescribe comparable tariff structure, the Commission has deferred the implementation of kVAh tariffs to the LT consumer categories to next MYT Petition. Considering the smart meter implementation program of TPC-D for LT Consumers, the Commission would introduce kVAh billing during next MYT process and hence, kWh billing process is continued for LT category of consumers for FY 2023-24 and FY 2024-25.

17. The Commission has continued its efforts to contain or reduce the cross-subsidy levels, i.e., the extent to which one category of consumers cross-subsidises or is subsidised by others, as envisaged under the Electricity Act, 2003 and in accordance with the Tariff Policy. The category-wise movement of cross-subsidy over FY 2023-24 and FY 2024-25 is given at **Annexure 4**.
18. The Commission has tried to balance the tariffs of the competing Distribution Licensees in a manner that the competition between the Licensees continues to exist.
19. The Commission has also approved the revised Schedule of Charges applicable for processing new Applications, meter shifting requests, etc., after considering TPC-D's request.
20. The Commission has retained the discount of 0.25% of the monthly bill (excluding taxes and duties), subject to a cap of Rs. 500/- per month per bill, for Low Tension category for payment of electricity bills through various modes of digital payment such as credit cards, debit cards, UPI, BHIM, internet banking, mobile banking, mobile wallets, etc.
21. The Commission has retained a bill discount of Rs. 10 per month per bill, in case the consumer opts for E-bill rather than physical bill copy, in order to save on paper usage as well as bill printing and bill distribution costs.
22. The comparison of existing and revised category-wise Tariffs for FY 2023-24 and FY 2024-25 is given at the following Annexures:
  - a) **Annexure 1:** Existing and revised category-wise Tariffs for FY 2023-24;
  - b) **Annexure 2:** Revised category-wise Tariffs for FY 2024-25;
23. The category-wise Average Billing Rate and increase/(decrease) in tariff are shown in **Annexure 3**.
24. The category-wise movement of cross-subsidy levels are shown in **Annexure 4**.
25. The key variations between the ARR claimed by TPC-D and amounts approved by the Commission are presented in **Annexure 5**.

26. The consumer mix, sales mix, and revenue contribution of different consumer categories are presented pictorially in **Annexure 6**.
27. The Commission's detailed Order can be seen and downloaded from the Commission's website [www.merc.gov.in](http://www.merc.gov.in) .

**Annexure 1: Existing and Revised Category-wise Tariff for TPC-D's consumers for FY 2023-24**

| Consumer Category & Consumption Slab          | Existing Tariff                     |                               |                                                | Revised Applicable Tariff from 1 April, 2023 |                               |                                      |                                         |                                               |                               |
|-----------------------------------------------|-------------------------------------|-------------------------------|------------------------------------------------|----------------------------------------------|-------------------------------|--------------------------------------|-----------------------------------------|-----------------------------------------------|-------------------------------|
|                                               | Fixed Charge (Rs / Consumer /month) | Demand Charge (Rs/KVA/ month) | Total Variable Charges (Rs./kVAh)* or (Rs/kWh) | Fixed Charge (Rs / Consumer /month)          | Demand Charge (Rs/KVA/ month) | Energy Charge (Rs./kVAh) or (Rs/kWh) | Wheeling Charge (Rs./kVAh) or (Rs/kWh)# | Total Variable Charges (Rs./kVAh) or (Rs/kWh) | % Increase (+) / Decrease (-) |
| <b>EHT Category</b>                           |                                     |                               |                                                |                                              |                               |                                      |                                         |                                               |                               |
| EHT I -Industry                               |                                     | 355                           | 6.36                                           |                                              | 375                           | 7.00                                 | 0.06                                    | 7.06                                          | 14%                           |
| EHT II - Commercial                           |                                     | 355                           | 6.86                                           |                                              | 375                           | 7.90                                 | 0.06                                    | 7.96                                          | 18%                           |
| EHT III - Bulk Supply Residential             |                                     | 355                           | 6.06                                           |                                              | 375                           | 6.90                                 | 0.06                                    | 6.96                                          |                               |
| EHT IV - Railways / Metro / Monorail          |                                     | 355                           | 6.31                                           |                                              | 375                           | 7.05                                 | 0.06                                    | 7.11                                          | 15%                           |
| EHT V - Public Service (A)                    |                                     | 355                           | 5.86                                           |                                              | 375                           | 6.80                                 | 0.06                                    | 6.86                                          |                               |
| EHT V - Public Service (B)                    |                                     | 355                           | 6.51                                           |                                              | 375                           | 7.50                                 | 0.06                                    | 7.56                                          | 17%                           |
| EHT – VI – Electric Vehicle Charging Stations |                                     | 70                            | 6.56                                           |                                              | 75                            | 6.53                                 | 0.06                                    | 6.59                                          |                               |
| <b>HT Category</b>                            |                                     |                               |                                                |                                              |                               |                                      |                                         |                                               |                               |
| HT I -Industry                                |                                     | 355                           | 7.34                                           |                                              | 375                           | 7.00                                 | 0.97                                    | 7.97                                          | 11%                           |
| HT II - Commercial                            |                                     | 355                           | 7.84                                           |                                              | 375                           | 7.90                                 | 0.97                                    | 8.87                                          | 14%                           |
| HT III - Bulk Supply Residential              |                                     | 355                           | 7.04                                           |                                              | 375                           | 6.90                                 | 0.97                                    | 7.87                                          | 13%                           |
| HT IV - Railways / Metro / Monorail           |                                     | 355                           | 7.29                                           |                                              | 375                           | 7.05                                 | 0.97                                    | 8.02                                          | 14%                           |
| HT V - Public Service (A)                     |                                     | 355                           | 6.84                                           |                                              | 375                           | 6.80                                 | 0.97                                    | 7.77                                          | 16%                           |
| HT V - Public Service (B)                     |                                     | 355                           | 7.49                                           |                                              | 375                           | 7.50                                 | 0.97                                    | 8.47                                          | 14%                           |
| HT – VI – Electric Vehicle Charging Stations  |                                     | 70                            | 7.54                                           |                                              | 75                            | 6.53                                 | 0.97                                    | 7.50                                          | 25%                           |
| <b>LT Category</b>                            |                                     |                               |                                                |                                              |                               |                                      |                                         |                                               |                               |
| LT I - Below Poverty Line                     | 10                                  |                               | 2.79                                           | 11                                           |                               | 1.00                                 | 1.68                                    | 2.68                                          |                               |
| <b>LT – I - Residential</b>                   |                                     |                               |                                                |                                              |                               |                                      |                                         |                                               |                               |
| 0-100                                         | 80                                  |                               | 3.84                                           | 85                                           |                               | 3.05                                 | 1.68                                    | 4.73                                          | 10%                           |

| Consumer Category & Consumption Slab                        | Existing Tariff                     |                               |                                                | Revised Applicable Tariff from 1 April, 2023 |                               |                                      |                                         |                                               |                               |
|-------------------------------------------------------------|-------------------------------------|-------------------------------|------------------------------------------------|----------------------------------------------|-------------------------------|--------------------------------------|-----------------------------------------|-----------------------------------------------|-------------------------------|
|                                                             | Fixed Charge (Rs / Consumer /month) | Demand Charge (Rs/KVA/ month) | Total Variable Charges (Rs./kVAh)* or (Rs/kWh) | Fixed Charge (Rs / Consumer /month)          | Demand Charge (Rs/KVA/ month) | Energy Charge (Rs./kVAh) or (Rs/kWh) | Wheeling Charge (Rs./kVAh) or (Rs/kWh)# | Total Variable Charges (Rs./kVAh) or (Rs/kWh) | % Increase (+) / Decrease (-) |
| 101-300                                                     | 120                                 |                               | 6.84                                           | 125                                          |                               | 5.65                                 | 1.68                                    | 7.33                                          |                               |
| 301-500                                                     | 120                                 |                               | 10.84                                          | 125                                          |                               | 9.30                                 | 1.68                                    | 10.98                                         |                               |
| 500 and above                                               | 145                                 |                               | 11.69                                          | 150                                          |                               | 9.95                                 | 1.68                                    | 11.63                                         |                               |
| LT II (a) Commercial - 0-20 kW                              | 425                                 |                               | 7.69                                           | 445                                          |                               | 6.90                                 | 1.68                                    | 8.58                                          | 12%                           |
| LT II (b) Commercial - 20-50 kW                             |                                     | 355                           | 7.74                                           |                                              | 375                           | 6.95                                 | 1.68                                    | 8.63                                          | 10%                           |
| LT II (c) Commercial - above 50 kW                          |                                     | 355                           | 8.14                                           |                                              | 375                           | 7.20                                 | 1.68                                    | 8.88                                          | 8%                            |
| LT III (a) - LT Industrial up to 20 kW                      | 425                                 |                               | 7.24                                           | 445                                          |                               | 6.65                                 | 1.68                                    | 8.33                                          | 17%                           |
| LT III (b) - LT Industrial above 20 kW                      |                                     | 355                           | 7.49                                           |                                              | 375                           | 6.80                                 | 1.68                                    | 8.48                                          | 12%                           |
| LT IV (A) - Public Service (Govt.Edu. Institutes and Hosp.) | 425                                 |                               | 7.49                                           | 445                                          |                               | 7.05                                 | 1.68                                    | 8.73                                          | 17%                           |
| LT IV (B) - Public Service (Others)                         | 425                                 |                               | 7.69                                           | 445                                          |                               | 7.10                                 | 1.68                                    | 8.78                                          | 14%                           |
| LT VI – EV Charging Stations                                |                                     | 70                            | 6.10                                           |                                              | 75                            | 5.57                                 | 1.68                                    | 7.25                                          | 18%                           |

\* Existing Variable Charge includes FAC for all categories; Existing Energy Charges for HT category in kVAh terms derived based on category-wise Power Factor  
# - Though Wheeling Charges have been approved for EHT category, the same shall not be levied subject to the decision of the Hon'ble Supreme Court on TPC-D's Appeal

**Annexure 2: Category-wise Tariff for TPC-D's consumers for FY 2024-25**

| Consumer Category & Consumption Slab                        | Revised Applicable Tariff from 1 April, 2024 |                               |                                      |                                         |                                               |
|-------------------------------------------------------------|----------------------------------------------|-------------------------------|--------------------------------------|-----------------------------------------|-----------------------------------------------|
|                                                             | Fixed Charge (Rs / Consumer /month)          | Demand Charge (Rs/KVA/ month) | Energy Charge (Rs./kVAh) or (Rs/kWh) | Wheeling Charge (Rs./kVAh) or (Rs/kWh)# | Total Variable Charges (Rs./kVAh) or (Rs/kWh) |
| <b>EHT Category</b>                                         |                                              |                               |                                      |                                         |                                               |
| EHT I -Industry                                             |                                              | 400                           | 8.20                                 | 0.09                                    | 8.29                                          |
| EHT II - Commercial                                         |                                              | 400                           | 9.00                                 | 0.09                                    | 9.09                                          |
| EHT III - Bulk Supply Residential                           |                                              | 400                           | 7.90                                 | 0.09                                    | 7.99                                          |
| EHT IV - Railways / Metro / Monorail                        |                                              | 400                           | 8.05                                 | 0.09                                    | 8.14                                          |
| EHT V - Public Service (A)                                  |                                              | 400                           | 7.70                                 | 0.09                                    | 7.79                                          |
| EHT V - Public Service (B)                                  |                                              | 400                           | 8.60                                 | 0.09                                    | 8.69                                          |
| EHT – VI – Electric Vehicle Charging Stations               |                                              | 80                            | 6.80                                 | 0.09                                    | 6.89                                          |
| <b>HT Category</b>                                          |                                              |                               |                                      |                                         |                                               |
| HT I -Industry                                              |                                              | 400                           | 8.20                                 | 1.20                                    | 9.40                                          |
| HT II - Commercial                                          |                                              | 400                           | 9.00                                 | 1.20                                    | 10.20                                         |
| HT III - Bulk Supply Residential                            |                                              | 400                           | 7.90                                 | 1.20                                    | 9.10                                          |
| HT IV - Railways / Metro / Monorail                         |                                              | 400                           | 8.05                                 | 1.20                                    | 9.25                                          |
| HT V - Public Service (A)                                   |                                              | 400                           | 7.70                                 | 1.20                                    | 8.90                                          |
| HT V - Public Service (B)                                   |                                              | 400                           | 8.60                                 | 1.20                                    | 9.80                                          |
| HT – VI – Electric Vehicle Charging Stations                |                                              | 80                            | 6.80                                 | 1.20                                    | 8.00                                          |
| <b>LT Category</b>                                          |                                              |                               |                                      |                                         |                                               |
| LT I - Below Poverty Line                                   | 12                                           |                               | 2.20                                 | 2.03                                    | 4.23                                          |
| <b>LT – I - Residential</b>                                 |                                              |                               |                                      |                                         |                                               |
| 0-100                                                       | 90                                           |                               | 4.50                                 | 2.03                                    | 6.53                                          |
| 101-300                                                     | 135                                          |                               | 7.00                                 | 2.03                                    | 9.03                                          |
| 301-500                                                     | 135                                          |                               | 10.20                                | 2.03                                    | 12.23                                         |
| 500 and above                                               | 160                                          |                               | 10.80                                | 2.03                                    | 12.83                                         |
| LT II (a) Commercial - 0-20 kW                              | 475                                          |                               | 8.40                                 | 2.03                                    | 10.43                                         |
| LT II (b) Commercial - 20-50 kW                             |                                              | 400                           | 8.40                                 | 2.03                                    | 10.43                                         |
| LT II (c) Commercial - above 50 kW                          |                                              | 400                           | 8.35                                 | 2.03                                    | 10.38                                         |
| LT III (a) - LT Industrial up to 20 kW                      | 475                                          |                               | 8.05                                 | 2.03                                    | 10.08                                         |
| LT III (b) - LT Industrial above 20 kW                      |                                              | 400                           | 8.20                                 | 2.03                                    | 10.23                                         |
| LT IV (A) - Public Service (Govt.Edu. Institutes and Hosp.) | 475                                          |                               | 8.45                                 | 2.03                                    | 10.48                                         |
| LT IV (B) - Public Service (Others)                         | 475                                          |                               | 8.50                                 | 2.03                                    | 10.53                                         |
| LT V – EV Charging Stations                                 |                                              | 80                            | 5.72                                 | 2.03                                    | 7.75                                          |

# - Though Wheeling Charges have been approved for EHT category, the same shall not be levied subject to the decision of the Hon'ble Supreme Court on TPC-D's Appeal



### Annexure 3: Category-wise Average Billing Rate and Tariff Increase/Reduction

| Consumer Categories                                      | Existing | Average Billing Rate (Rs./kWh) |            | Tariff Increase |            |
|----------------------------------------------------------|----------|--------------------------------|------------|-----------------|------------|
|                                                          |          | Approved                       |            | Approved        |            |
|                                                          |          | FY 2023-24                     | FY 2024-25 | FY 2023-24      | FY 2024-25 |
| <b>EHT CATEGORIES</b>                                    |          |                                |            |                 |            |
| EHT I -Industry                                          | 7.21     | 8.19                           | 9.49       | 14%             | 16%        |
| EHT II - Commercial                                      | 7.62     | 8.99                           | 10.17      | 18%             | 13%        |
| EHT III - Bulk Supply Residential                        |          |                                |            |                 |            |
| EHT IV - Railways / Metro / Monorail                     | 9.21     | 10.59                          | 11.87      | 15%             | 12%        |
| EHT V - Public Service (A)                               |          |                                |            |                 |            |
| EHT V - Public Service (B)                               | 6.99     | 8.21                           | 9.37       | 17%             | 14%        |
| EHT – VI – Electric Vehicle Charging Stations            |          |                                |            |                 |            |
| <b>HT CATEGORIES</b>                                     |          |                                |            |                 |            |
| HT I - Industry                                          | 8.24     | 9.17                           | 10.70      | 11%             | 17%        |
| HT II - Commercial                                       | 9.46     | 10.81                          | 12.25      | 14%             | 13%        |
| HT III - Group Housing Society (Residential)             | 8.01     | 9.02                           | 10.33      | 13%             | 15%        |
| HT IV – Railways, Metro & Mono                           | 8.60     | 9.81                           | 11.21      | 14%             | 14%        |
| HT V - Public Services (A)                               | 9.05     | 10.47                          | 11.80      | 16%             | 13%        |
| HT V - Public Services (B)                               | 8.38     | 9.55                           | 10.96      | 14%             | 15%        |
| HT VI – EV Charging Stations                             | 6.13     | 7.65                           | 8.17       | 25%             | 7%         |
| <b>LT CATEGORIES</b>                                     |          |                                |            |                 |            |
| LT I (B) - Residential                                   | 6.18     | 6.79                           | 8.19       | 10%             | 21%        |
| LT II - Commercial (A) – Up to 20 kW                     | 7.92     | 8.89                           | 10.68      | 12%             | 20%        |
| LT II - Commercial (B) - > 20 kW & < 50kW                | 10.15    | 11.20                          | 13.13      | 10%             | 17%        |
| LT II - Commercial (C) - > 50kW                          | 9.81     | 10.62                          | 12.21      | 8%              | 15%        |
| LT III (A) - Industry < 20 kW                            | 6.87     | 8.01                           | 9.65       | 17%             | 20%        |
| LT III (B) - Industry > 20kW                             | 8.53     | 9.55                           | 11.34      | 12%             | 19%        |
| LT IX - Public Services (A) Govt. Edu. Inst. & Hospitals | 7.31     | 8.58                           | 10.26      | 17%             | 20%        |
| LT IX - Public Services (B) Others                       | 7.77     | 8.86                           | 10.59      | 14%             | 20%        |
| LT X – EV Charging Stations                              | 6.37     | 7.54                           | 8.05       | 18%             | 7%         |

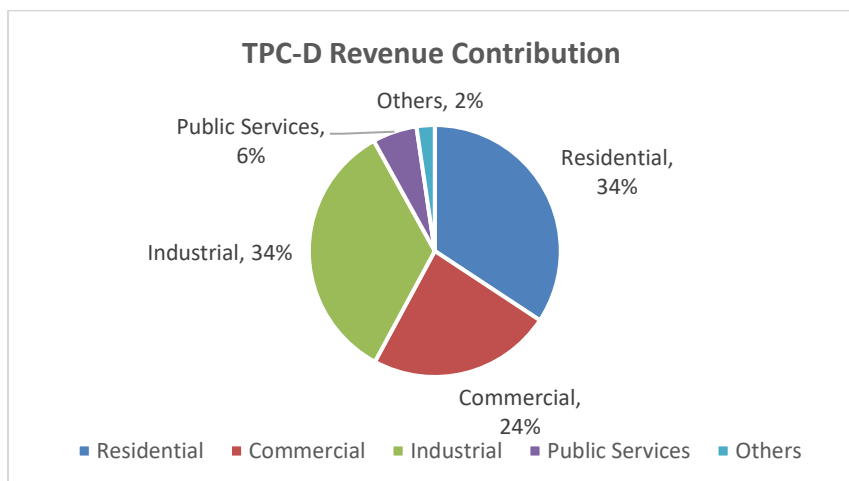
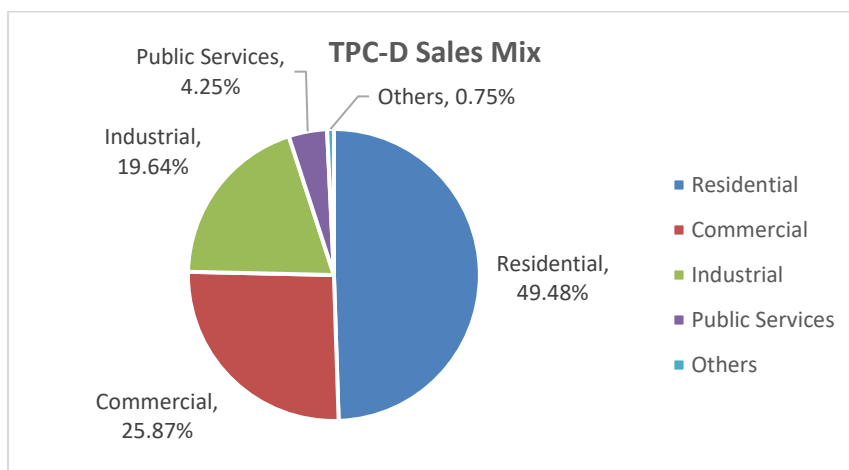
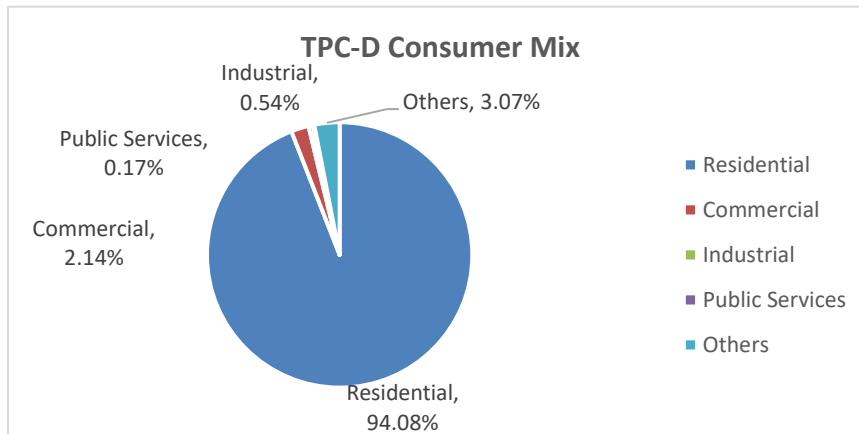
#### Annexure 4: Category-wise movement of Cross Subsidy Levels

| Consumer Categories                                      | Existing | Approved   |            |
|----------------------------------------------------------|----------|------------|------------|
|                                                          |          | FY 2023-24 | FY 2024-25 |
| <b>EHT CATEGORIES</b>                                    |          |            |            |
| EHT I - Industry                                         | 86%      | 97%        | 100%       |
| EHT II - Commercial                                      | 90%      | 107%       | 108%       |
| EHT III - Bulk Supply Residential                        |          |            |            |
| EHT IV - Railways / Metro / Monorail                     | 109%     | 126%       | 126%       |
| EHT V - Public Service (A)                               |          |            |            |
| EHT V - Public Service (B)                               | 83%      | 97%        | 99%        |
| EHT – VI – Electric Vehicle Charging Stations            |          |            |            |
| <b>HT CATEGORIES</b>                                     |          |            |            |
| HT I - Industry                                          | 98%      | 109%       | 113%       |
| HT II - Commercial                                       | 112%     | 128%       | 130%       |
| HT III - Group Housing Society (Residential)             | 95%      | 107%       | 109%       |
| HT IV – Railways, Metro & Mono                           | 102%     | 117%       | 119%       |
| HT V - Public Services (A)                               | 108%     | 124%       | 125%       |
| HT V - Public Services (B)                               | 100%     | 113%       | 116%       |
| HT VI – EV Charging Stations                             | 73%      | 91%        | 87%        |
| <b>LT CATEGORIES</b>                                     |          |            |            |
| LT I (B) - Residential                                   | 73%      | 81%        | 87%        |
| LT II - Commercial (A) – Up to 20 kW                     | 94%      | 106%       | 113%       |
| LT II - Commercial (B) - > 20 kW & < 50kW                | 121%     | 133%       | 139%       |
| LT II - Commercial (C) - > 50kW                          | 117%     | 126%       | 129%       |
| LT III (A) - Industry < 20 kW                            | 82%      | 95%        | 102%       |
| LT III (B) - Industry > 20kW                             | 101%     | 113%       | 120%       |
| LT IX - Public Services (A) Govt. Edu. Inst. & Hospitals | 87%      | 102%       | 109%       |
| LT IX - Public Services (B) Others                       | 92%      | 105%       | 112%       |
| LT X – EV Charging Stations                              | 76%      | 89%        | 85%        |

**Annexure 5: Key variations between the ARR claimed by TPC-D and amounts approved by the Commission**

| Sl. | Particulars                      | ARR Claimed over the 6-year period<br>from FY 2019-20 to FY 2024-25 |            |            |
|-----|----------------------------------|---------------------------------------------------------------------|------------|------------|
|     |                                  | TPC-D                                                               | Commission | Difference |
|     |                                  | A                                                                   | B          | C = B - A  |
| 1   | Total ARR                        | 21378                                                               | 23194      | 1816       |
|     | <b>Major Heads</b>               |                                                                     |            |            |
| 2   | Power Purchase                   | 15456                                                               | 17118      | 1662       |
| 3   | Intra-State Transmission Charges | 1505                                                                | 1597       | 92         |
| 4   | Return on Equity                 | 1002                                                                | 852        | (149)      |
| 5   | Standby Charges                  | 398                                                                 | 605        | 207        |
| 6   | Others                           | 3018                                                                | 3022       | 4          |

**Annexure 6: Consumer mix, sales mix, and revenue contribution of different consumer categories**



Residential category comprises 94% of the consumer mix, contributes 49% of the sales, and 34% of the revenue. On the other hand, Commercial category comprises 2% of the consumer mix, contributes 26% of the sales, and 24% of the revenue. Industrial category comprises 0.5% of the consumer mix, contributes 20% of the sales, and 34% of the revenue