

1. Instruction Manual for Submission of Suggestions and Objections – For MSEDCL

1. Open e-Public Consultation Tab:

The screenshot displays the homepage of the Maharashtra Electricity Regulatory Commission (MERC). The website features a dark blue navigation bar with the following menu items: Home, About Us, Act & Policies, Rules, Regulations, Regulatory Affairs, Reports, Important Links, Press Release, RTI, Licensing, and Tenders. On the left side, there is a vertical menu with icons and labels for: Orders/Daily Orders, Petition e-Filing, e-Hearing, e-Public Consultation (highlighted with a blue arrow and the text "Click here"), Electricity Tariff/FAC, and Capex & FAC e-Filing. The main content area includes a large banner image of solar panels with a blue arrow pointing to the "e-Public Consultation" tab. Below the banner, there is a "What's New" section with a "View All" link and several news items, including a "Press Release" dated 14-11-2022 and a "Vacancy" dated 10-11-2022. At the bottom, there is a "Hearing Calendar" for December 2022 and a "Consumer Advocacy" section with links for "SOP for Discom", "Consumer Grievance Redressal Mechanism", "CGRF & Ombudsman", and "SoP Data". The website is in English, as indicated by the language dropdown menu.

2. Click on Tariff Petition and Enter your Mobile No.:

The screenshot displays the website of the Maharashtra Electricity Regulatory Commission (MERC) at new.merc.gov.in/e-public-consultation/. The page features a navigation menu with options like Home, About Us, Act & Policies, Rules, Regulations, Regulatory Affairs, Reports, Important Links, Press Release, RTI, Licensing, and Tenders. The main content area is titled "E-Public Consultation" and includes a sub-menu with "Regulation", "Tariff Petition", "Suo-moto Order", and "Licence Petition". The "Tariff Petition" tab is highlighted in red. Below this, there are buttons for "Instruction Manual" and "Timelines for Suggestion/Objections". A form field labeled "Mobile No. *" contains the placeholder text "Enter mobile number". To the right of the form is a green "Generate OTP" button. A blue arrow points from the "Tariff Petition" tab to the form field, and another blue arrow points from the "Generate OTP" button to the text "Enter your mobile No. here". The Windows taskbar at the bottom shows the date as 24-12-2022 and the time as 16:20.

3. Submit OTP and Case No. in which you want to file Suggestion/Objection:

The screenshot displays the 'E-Public Consultation' web portal. The browser address bar shows 'new.merc.gov.in/e-public-consultation/'. The page title is 'E-Public Consultation'. Below the title, there are four tabs: 'Regulation', 'Tariff Petition' (which is active and highlighted in red), 'Suo-moto Order', and 'Licence Petition'. Under the 'Tariff Petition' tab, there are two sub-tabs: 'Instruction Manual' and 'Timelines for Suggestion/Objections'. The main form contains several fields: 'Mobile No. *' with the value '8928071522' and a green 'Generate OTP' button; 'Enter OTP *' with the value '1234567'; 'Select Case No. *' with a dropdown menu showing 'Select Case'; 'Name of Party/Individual *' with the placeholder 'Enter Name'; 'Address for Communication *' with the placeholder 'Enter Address'; 'Do you wish to speak during hearing *' with a dropdown menu showing 'Choose Value'; and 'Email Id *' with the placeholder 'Enter Email'. A blue arrow points from the 'Select Case No.' dropdown to a text box that says 'After submitting OTP, submit Case No. in which you want to file suggestion/objection'. On the left side of the form, there is a 'Move Back' button with a left-pointing arrow. The Windows taskbar at the bottom shows the date as 24-12-2022 and the time as 16:35.

4. Submit your details: Name and Address for Communication:

MERC – Maharashtra Electricity R x e_tarif – MERC

new.merc.gov.in/e-public-consultation/

E-Public Consultation

Regulation **Tariff Petition** Suo-moto Order Licence Petition

Instruction Manual Timelines for Suggestion/Objections

Mobile No. * 8928071522

Enter OTP * 1234567

Select Case No. * Select Case

Name of Party/Individual * Enter Name

Address for Communication * Enter Address

Do you wish to speak during hearing * Choose Value

Email Id * Enter Email

Submit your Name and Address for communication

29°C Smoke

Search

ENG IN

16:35 24-12-2022

5. Select the region of the e-public Hearing:

Browser: e-Public Consultation - MERC | URL: https://merc.gov.in/e-public-consultation/

Enter OTP *

Select Case No. *

Name of Party/Individual *


Address for Communication *

Select Region of Public Hearing *

Do you wish to speak during hearing * Select All
 Aurangabad
 Nagpur
 Nashik

Email Id *

Upload File No file chosen

Captcha Image: * 

Select the region of e-public Hearing

System tray: 75°F Clear | Search | Taskbar: File Explorer, Chrome, Word, Edge | System: ENG IN, 23:28, 12-01-2023

6. Select whether wish to speak during the e-Hearing:

Browser: e-Public Consultation - MERC | URL: https://merc.gov.in/e-public-consultation/

Enter OTP *

Select Case No. *

Name of Party/Individual *


Address for Communication *

Select Region of Public Hearing *

Do you wish to speak during hearing *

Email Id *

Upload File No file chosen

Captcha Image: * 

If you want to speak during e-hearing, then choose Yes

System tray: 75°F Clear | Search | Taskbar (File Explorer, Chrome, Word, etc.) | ENG IN | 23:31 12-01-2023

7. Select the option for joining the e-Public Hearing:

Browser: e-Public Consultation - MERC | URL: https://merc.gov.in/e-public-consultation/

Enter OTP *

Select Case No. *

Name of Party/Individual *

Address for Communication *

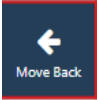

Select Region of Public Hearing *

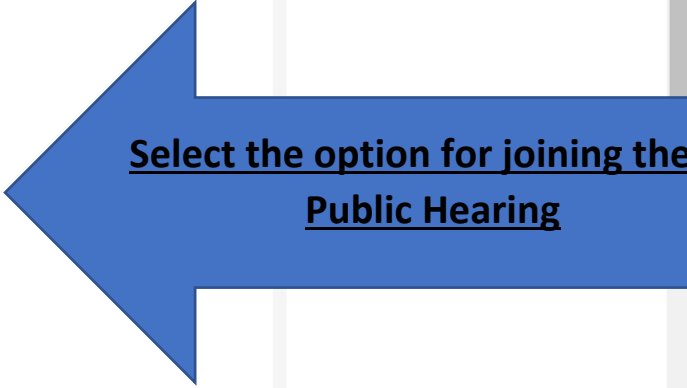
Do you wish to speak during hearing *

Will You Join Hearing From *
 Own Facility
 MERC Facilitation Center at above Selected Region
 MERC Facilitation Center at Mumbai

Email Id *

Upload File No file chosen

 **Select the option for joining the e-Public Hearing**

System tray: 75°F Clear | Search | Taskbar: File Explorer, Chrome, Word, Edge | System tray: ENG IN, 23:34, 12-01-2023

8. Upload PDF or Image File of your suggestion/objection, enter captcha:

Browser: e-Public Consultation - MERC
URL: https://merc.gov.in/e-public-consultation/


Select Region of Public Hearing *

Do you wish to speak during hearing *

Will You Join Hearing From *
 Own Facility
 MERC Facilitation Center at above Selected Region
 MERC Facilitation Center at Mumbai

Email Id *

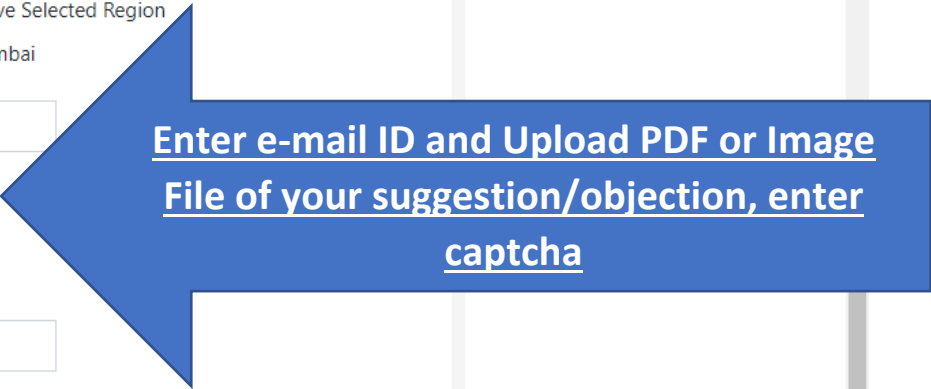
Upload File No file chosen

Captcha Image: * 

Undertaking *

Note: One person can submit a maximum of three nos. of comments/suggestions/objections. From one mobile number one person can file the submissions on three occasions i.e. Original submission

75°F Clear | Search | Taskbar: File Explorer, Chrome, Word, Edge | ENG IN | 23:39 12-01-2023



9. Tick the Undertaking after reading it carefully and click on submit button

https://merc.gov.in/e-public-consultation/


Select Region of Public Hearing *

Do you wish to speak during hearing *

Will You Join Hearing From *
 Own Facility
 MERC Facilitation Center at above Selected Region
 MERC Facilitation Center at Mumbai

Email Id *

Upload File No file chosen

Captcha Image: * 

Undertaking *

Note: One person can submit a maximum of three nos. of comments/suggestions/objections. From one mobile number one person can file the submissions on three occasions in a single submission.

75°F Clear

Search

ENG IN 23:39 12-01-2023

10. After successful submission, you will receive the pop-up on the screen (as shown below), which can be saved for future reference:

The screenshot displays a web browser window with the URL `dev.kreatetechnologies.com/merc/e-public-consultation/`. The page title is "E-Public Consultation". A navigation bar at the top includes "Regulation", "Tariff Petition" (highlighted in red), "Suo-moto Order", and "Licence Petition". Below this, there are buttons for "Instruction Manual" and "Timelines for Suggestion/Objections". A prominent red message states: "Your submission is received successfully. Your reference no. is TARIFF15 !". A blue arrow points to this message with the text "Pop-up for Successful submission". The form below contains fields for "Mobile No. *", "Enter OTP *", "Select Case No. *", "Name of Party/Individual *", and "Address for Communication *", along with a "Genrate OTP" button. A "Move Back" button is visible on the left side of the page. The Windows taskbar at the bottom shows the date as 25-12-2022 and time as 22:59.

Kindly Note:

One person can submit a maximum of three nos. of comments/suggestions/objections. From one mobile number, one person can file the submissions on three occasions i.e. (i) Original submission before due date, (ii) Additional submission before due date, and (iii) Rejoinder (if any) within 3 days after the date of public hearing.

Copy of Submission shall be in the format of PDF or IMAGE.

In Case of any difficulty while submitting suggestion/objection, a concerned stakeholder can contact MERC Office on Mobile No. 89280 71522 or email id: suggestions@merc.gov.in between 10.00 AM to 5.00 PM on all working days.