



महाराष्ट्र विद्युत नियामक आयोग
Maharashtra Electricity Regulatory Commission

Ref. No. MERC/FAC/2021-22/E-Letter

Date: 5 January , 2022

To,

The Managing Director

Tata Power Company Ltd.

Dharavi Receiving Station

Matunga, Mumbai – 400 019

Subject: Prior Approval of FAC submission of TPC-D for the month of September, 2021

Reference: 1. FAC submission dated 19 October, 2021 for the month of September, 2021.

2. Data gaps communicated to TPC-D vide email dated 23 October, 2021.

3. Response to data gaps on 11 November, 2021 and 18 November, 2021.

Sir,

Upon vetting the FAC calculations for the month of September, 2021 as mentioned in the above reference, the Commission has accorded approval for charging FAC of **Rs. 25.06 Crore**. However, the said amount is being adjusted from the FAC Fund and accordingly the FAC chargeable to consumers is as shown in the table below:

| Month | FAC Amount (Rs. Crore) |
|-----------------|------------------------|
| September, 2021 | 0 (Zero) |

The Commission allows the accumulation of total FAC amount of **Rs. (181.06) Crore** which shall be carried forward to next FAC billing cycle with holding cost as per the Order dated 30 March, 2020 in Case No 326 of 2019. Further, as directed in the said Order, TPC-D shall maintain the monthly account of FAC Fund and upload it on its website to maintain transparency of FAC Fund and also for information of all the stakeholders.

TPC-D is directed to file their future FAC submissions taking into consideration data gaps raised in previous months to ensure timely prior approval.

Yours faithfully,

(Prafulla Varhade)

Director (EE)

Encl: Annexure A: Detailed Vetting Report for the month of September, 2021.



**PRIOR APPROVAL FOR FAC CHARGES FOR THE MONTH OF
SEPTEMBER, 2021**

Subject: Prior Approval of Fuel Adjustment Charges (FAC) submission of TPC-D for the month of September, 2021.

Reference: TPC-D's FAC submission dated 19 October, 2021 and 11 November 2021 for prior approval of FAC for the month of September, 2021.

1. FAC submission by TPC-D:

1.1 TPC-D has submitted FAC submissions for the month of September, 2021 as referred above. Upon vetting the FAC calculations, taking cognizance of all the submissions furnished by TPC-D against the data gaps issued, the Commission has accorded prior approval to TPC-D for FAC amount of Rs. 25.06 Crore for the month of September, 2021. The approved FAC amount shall be adjusted from the FAC Fund and the total amount shall be carried forward to next FAC billing cycle with holding cost as per the Order dated 30 March, 2020 in Case No 326 of 2019 (herein after referred to as "Tariff Order").

2. Background

2.1 On 30 March, 2020, the Commission has issued Tariff Order for TPC-D, (Case No .326 of 2019) for True-up of FY 2017-18 and FY 2018-19, provisional Truing-up for FY 2019-20, and Aggregate Revenue Requirement and Tariff for FY 2020-21 to FY 2024-25. Revised Tariff has been made applicable from 1 April, 2020.

2.2 In the Tariff Order, the Commission has stipulated methodology of levying FAC as follows:

"6.7.15 Stabilising variation in consumer bill on account of FAC

.....

Therefore, using its powers for Removing Difficulty under Regulation 106 of the MYT Regulations, 2019, the Commission is making following changes in the FAC mechanism specified under Regulation 10 of the MYT Regulations, 2019:



a. Distribution Licensee shall undertake computation of monthly FAC as per Regulation 10 of the MYT Regulations, 2019 except for treatment to be given to negative FAC as follows:

(i) Negative FAC amount shall be carried forward to the next FAC billing cycle with holding cost;

(ii) Such carried forward negative FAC shall be adjusted against FAC amount for the next month and balance negative amount shall be carried forward to subsequent month with holding cost;

(iii) Such carry forward of negative FAC shall be continued till the accumulated negative FAC becomes 20% of monthly tariff revenue approved by the Commission in Tariff Order. In case of TPC-D, such limit shall be Rs. 50 crore. Any accumulated amount above such limit shall be refunded to consumers through FAC mechanism;

(iv) In case such FAC Fund is yet to be generated or such generated fund is not sufficient to adjust against FAC computed for given month, then Distribution Licensee can levy such amount to the consumers through FAC mechanism.

In order to maintain transparency in management and use of such FAC Fund, the Distribution Licensee shall maintain monthly account of such FAC fund and upload it on its website for information of stakeholders. Further, till date, the Distribution Licensees have been levying FAC up to the prescribed limit of 20% of variable component of tariff without prior approval in accordance with the MYT Regulations, 2015, and submitting the FAC computations on a quarterly basis within 60 days of the close of each quarter, for post facto approval. However, as the Commission has created a FAC fund as stated above to address the increase in fuel prices and power purchase costs, the Commission has modified the FAC mechanism such that the Distribution Licensees shall submit the FAC computations on a monthly basis for prior approval, irrespective of whether FAC is chargeable in a month or whether some amount is accruing to the Fund on account of negative FAC. This will ensure that the FAC mechanism is implemented with the changes as desired by the Commission, and the consumers are not levied FAC without prior approval.

The details of the FAC as per the Regulations, shall be submitted by the 15th of the every month prior to the month in which the FAC is proposed to be levied and the Commission will endeavour to decide on the same within 10 days so that the same can be levied from the 1st of the subsequent month. This prior approval will facilitate the addressing of any difficulties that may arise in giving effect to this fund. All the details will be submitted by the Distribution Licensee as is being done for approval of FAC on post facto basis. Thus, the FAC to the consumers shall now be levied with prior approval of the Commission”



2.3 Vide its letter dated 20 April, 2020, the Commission communicated the excel formats along with the checklist to file FAC submissions for prior approval to all Distribution Licensees. The Commission also directed all Distribution Licensees to file FAC submissions by 15th of every month prior to the month for which the FAC is proposed to be levied for prior approval.

2.4 Accordingly, TPC-D has filed FAC submissions for the month of September, 2021 for prior approval. The Commission has scrutinized the submissions provided by TPC-D and has also verified the fuel and power purchase bills provided along with its submissions.

3. Energy Sales of the Licensee

3.1 The net energy sales within licence area as submitted by TPC-D in the FAC submission and as approved by the Commission are as shown in the table below:

| Consumer Category | Approved by the Commission* (MU) | Monthly Approved* (MU) | Actual Sales* |
|---|----------------------------------|------------------------|---------------------|
| | | | September 2021 (MU) |
| | (I) | (II=I/12) | (III) |
| EHV – Industry | 214.59 | 17.88 | 44.43 |
| HT I - Industry | 877.46 | 73.12 | 70.95 |
| EHV- Commercial | 106.22 | 8.85 | 8.75 |
| HT II - Commercial | 392.15 | 32.68 | 25.57 |
| HT III - Group Housing Society (Residential) | 8.47 | 0.71 | 1.72 |
| HT IV – Railways/Metro/Monorail | | | |
| -22/33 kV | 69.79 | 5.82 | 5.67 |
| HT V - Public Services | | | |
| a) Govt. Edu. Inst. & Hospitals | 13.61 | 1.13 | 2.41 |
| b) Others | 215.26 | 17.94 | 17.56 |
| HT VI – EV Charging Stations | 0.00 | | 1.20 |
| LT I (A)- Residential (BPL) | 0.00 | 0.00 | |
| LT I (B)- Residential | 1953.46 | 162.79 | 156.41 |
| LT II - LT Commercial | | | |
| (A)- upto 20 kW | 243.44 | 20.29 | 11.94 |
| (B) >20 kW and <50 kW | 125.12 | 10.43 | 5.77 |
| (C) - 50 kW | 358.01 | 29.83 | 20.81 |
| LT III (A) - Industry < 20 kW | 29.86 | 2.49 | 3.06 |
| LT III (B) - Industry > 20 kW | 200.66 | 16.72 | 15.75 |
| LT IV - Public Services | | | |
| a) Govt. Edu. Inst. & Hospitals | 26.42 | 2.20 | 0.54 |



| | | | |
|------------------------------------|----------------|---------------|---------------|
| b) Others | 7.01 | 0.58 | 1.45 |
| LT V - EV Charging Stations | 0.10 | 0.01 | 0.02 |
| Total | 4841.64 | 403.47 | 394.00 |

* - Approved and Actual Sales includes the direct sales and changeover sales of TPC-D

*- In Case of TPC-D, the sales is approved on annual basis. Monthly approved sales is derived based on approved annual sales for comparison purpose.

3.2 It is observed that the total sales for September, 2021 is 394 MUs which is marginally lower than approved monthly sales of 403.47 MUs.

3.3 The comparison of estimated sales and sales based on actual meter reading for the month of September 21 is as given below:

| Particulars | Actual – MUs | Estimated - MUs | Total | % sales based on Estimated Reading |
|--------------|--------------|-----------------|-------|------------------------------------|
| September-21 | 393.41 | 0.59 | 394 | 0.15% |

It is observed that the assessed sales percentage is marginal at 0.15% in September, 21.

3.4 Further, comparison of sales for April, 21 to September, 21 as compared to last year are as shown below:

| Particulars | LT - Residential (MU) | LT Others (MU) | HT (MU) | Total (MU) |
|-----------------|-----------------------|----------------|---------------|----------------|
| Apr-20 | 133.52 | 36.3 | 85.05 | 254.87 |
| Apr-21 | 189.42 | 54.2 | 144.05 | 387.67 |
| May-20 | 139.51 | 21.32 | 95.69 | 256.52 |
| May-21 | 200.72 | 49.95 | 137.77 | 388.44 |
| Jun-20 | 210.41 | 24.35 | 102.05 | 336.81 |
| Jun-21 | 190.84 | 52.00 | 142.39 | 385.23 |
| Jul-20 | 236.58 | 41.81 | 123.7 | 402.09 |
| Jul-21 | 169.41 | 56.51 | 155.57 | 381.49 |
| Aug-20 | 182.7 | 47.46 | 133.91 | 364.07 |
| Aug-21 | 165.06 | 58.24 | 162.11 | 385.41 |
| Sep-20 | 156.65 | 51.78 | 152.02 | 360.46 |
| Sep-21 | 156.41 | 59.33 | 178.26 | 394.00 |
| Apr 20 – Sep 20 | 1059.37 | 223.02 | 692.42 | 1974.82 |
| Apr 21 – Sep 21 | 1071.86 | 330.23 | 920.15 | 2322.24 |

The Commission observes that overall sales for the month of September 21 is higher than last year mainly due to increase in sales of HT and LT Others category except Residential consumers.



4. Power Purchase Details

4.1 The Commission has approved following sources in the Tariff Order for power purchase by TPC-D.

- a) Tata Power Company Ltd. (TPC-G)
- b) Renewable Energy (Solar and Non-Solar)
- c) Short Term Sources (Bilateral and Power Exchange).

In addition to the aforesaid, there may be some variation in real time (unscheduled interchange) which will be settled through Balancing and Settlement Mechanism approved by the Commission.

4.2 Summary of Power Purchase for TPC-D is as follows:

| Sr. No. | Particular | Compliance | | | | | | | | | | | | | | | | | | | | | | | | |
|------------------------|------------------------------------|---|--|---------------|-------------|--|-------|--------|--------|--------|------------|-------|-------|--------|------------|-------|-------|-------|------------------------|---|-------|-------|--------------|---------------|---------------|-------------|
| 1 | Sources of approved Power Purchase | TPC-D has purchased power from approved sources. | | | | | | | | | | | | | | | | | | | | | | | | |
| 2 | Merit Order Dispatch | TPC-D has followed merit order for scheduling of power and preference was given to cheapest power. | | | | | | | | | | | | | | | | | | | | | | | | |
| 3 | Fuel Utilization Plan | Existing contracts expired in July 2020. TPC-G has entered into new coal contracts for 2.2 MT for 2 years further extendable by 2 years as per directions of the Commission in TPC-G MYT Order through Competitive Bidding. Further, APM Gas Contract with GAIL has been for the period 7 July, 2021 to 6 July, 2026. | | | | | | | | | | | | | | | | | | | | | | | | |
| 4 | Pool Imbalance | TPC-D has drawn 16.14 MUs from the imbalance pool. | | | | | | | | | | | | | | | | | | | | | | | | |
| 5 | Sale of Surplus Power | TPC-D has sold 1.83 MUs at Rs. 6.31/kWh thereby benefitting its consumers as sale rate is higher than APPC. | | | | | | | | | | | | | | | | | | | | | | | | |
| 6 | Power Purchase | Actual Power Purchase is 425.09 MUs as against approved quantum of 419.27 MUs | | | | | | | | | | | | | | | | | | | | | | | | |
| 7 | Source wise Power Purchase | <table border="1"><thead><tr><th>Source Name</th><th>Approved (MU)</th><th>Actual (MU)</th><th>Proportion of each Source in Actual Purchase</th></tr></thead><tbody><tr><td>TPC-G</td><td>320.31</td><td>301.95</td><td>71.03%</td></tr><tr><td>RE Sources</td><td>31.15</td><td>70.49</td><td>16.58%</td></tr><tr><td>Short Term</td><td>67.81</td><td>38.34</td><td>9.02%</td></tr><tr><td>Imbalance Pool & Other</td><td>-</td><td>14.31</td><td>3.37%</td></tr><tr><td>Total</td><td>419.27</td><td>425.10</td><td>100%</td></tr></tbody></table> | Source Name | Approved (MU) | Actual (MU) | Proportion of each Source in Actual Purchase | TPC-G | 320.31 | 301.95 | 71.03% | RE Sources | 31.15 | 70.49 | 16.58% | Short Term | 67.81 | 38.34 | 9.02% | Imbalance Pool & Other | - | 14.31 | 3.37% | Total | 419.27 | 425.10 | 100% |
| Source Name | Approved (MU) | Actual (MU) | Proportion of each Source in Actual Purchase | | | | | | | | | | | | | | | | | | | | | | | |
| TPC-G | 320.31 | 301.95 | 71.03% | | | | | | | | | | | | | | | | | | | | | | | |
| RE Sources | 31.15 | 70.49 | 16.58% | | | | | | | | | | | | | | | | | | | | | | | |
| Short Term | 67.81 | 38.34 | 9.02% | | | | | | | | | | | | | | | | | | | | | | | |
| Imbalance Pool & Other | - | 14.31 | 3.37% | | | | | | | | | | | | | | | | | | | | | | | |
| Total | 419.27 | 425.10 | 100% | | | | | | | | | | | | | | | | | | | | | | | |



| Sr. No. | Particular | Compliance |
|---------|---|--|
| 8 | Power Purchase: Section 62 of Electricity Act, 2003 | As part of verification of fixed cost claimed by TPC-D, the same has been verified from the TPC MYT Order in Case No. 326 of 2019. As part of verification of energy charges claimed by TPC-D, verification of operational parameters, fuel cost, GCV etc. vis-à-vis the MYT Order/Tariff Regulations is carried out. |
| 9 | RE Purchase | Solar Cost and Solar MUs verified as per Invoice. Non-Solar MUs considered as submitted by TPC-D based on the meter reading data/scheduled energy (bilateral purchase) with a direction to submit invoice in next FAC submission. |
| 10 | Short Term Power Purchase | Short-term power purchase by TPC-D has been verified from the invoices of September, 2021 submitted by TPC-D. |

4.3 TPC-D has purchased power of 425.10 MUs as against approved 419.27 MUs from the sources approved by the Commission.

4.4 The following table show the variation in average power purchase cost (Rs/kWh) for the month of September, 2021 submitted by TPC-D as compared to average power purchase cost approved in Tariff Order:

| Particulars | Tariff Order Dated 30.03.2020 FY 2021-22 Approved | | | Actual for September, 2021 as submitted by TPC-D | | |
|-------------------------|--|-------------------|--------------------------------------|---|---------------|--------------------------------------|
| | Net Purchase - Monthly* | Cost - Monthly | Average Power Purchase Cost | Net Purchase | Cost | Average Power Purchase Cost |
| | MU | Rs. Crore | Rs/kWh | MU | Rs. Crore | Rs/kWh |
| TPC-G | 320.31 | 142.52 | 4.45 | 301.95 | 169.19 | 5.60 |
| RE Sources | 31.15 | 18.23 | 5.85 | 70.49 | 28.15 | 3.99 |
| Short Term | 67.81 | 24.13 | 3.56 | 38.34 | 13.38 | 3.49 |
| Unscheduled Interchange | - | - | - | 16.14 | 4.62 | 2.86 |
| Sale of Power | - | - | - | (1.83) | (1.16) | 6.31 |
| Total | 419.27 | 184.88 | 4.41 | 425.10 | 214.19 | 5.04 |

* Although, power purchase quantum is not approved on monthly basis, the monthly quantum is arrived at based on yearly approved quantum and shown for comparison purpose only

5. Power Purchase Cost

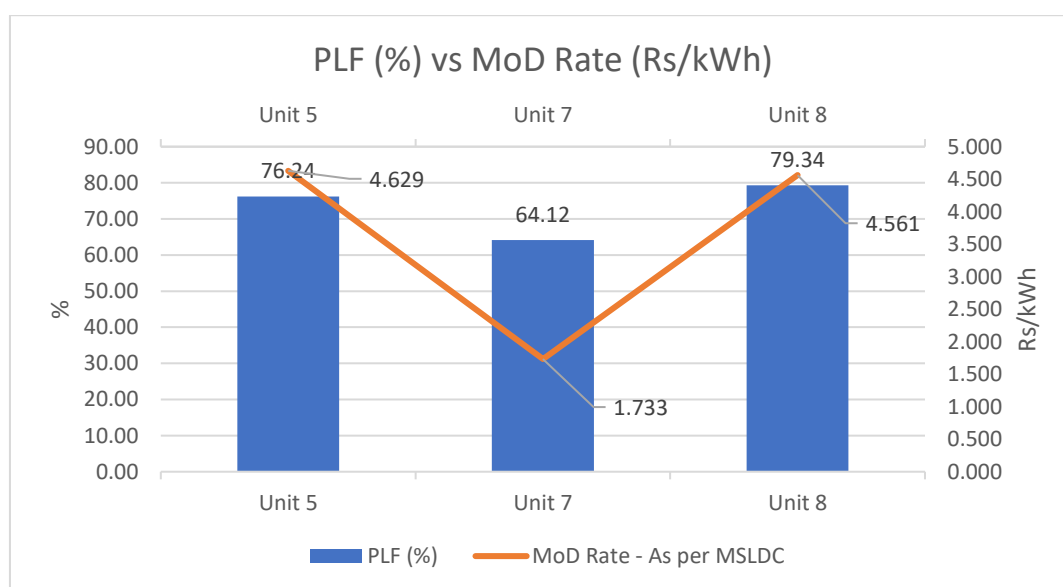
5.1 The Commission has sought detailed bills/invoices for all of the power purchase sources in order to verify the claim of TPC-D with regards to average power purchase cost for



the month of September, 2021. The Commission has verified the Net Purchase, Variable Cost, Fixed Charge and the Power Purchase Cost from the relevant bills/invoices received for all purchasing sources. TPC-D has purchased power from approved sources as per the Tariff Order.

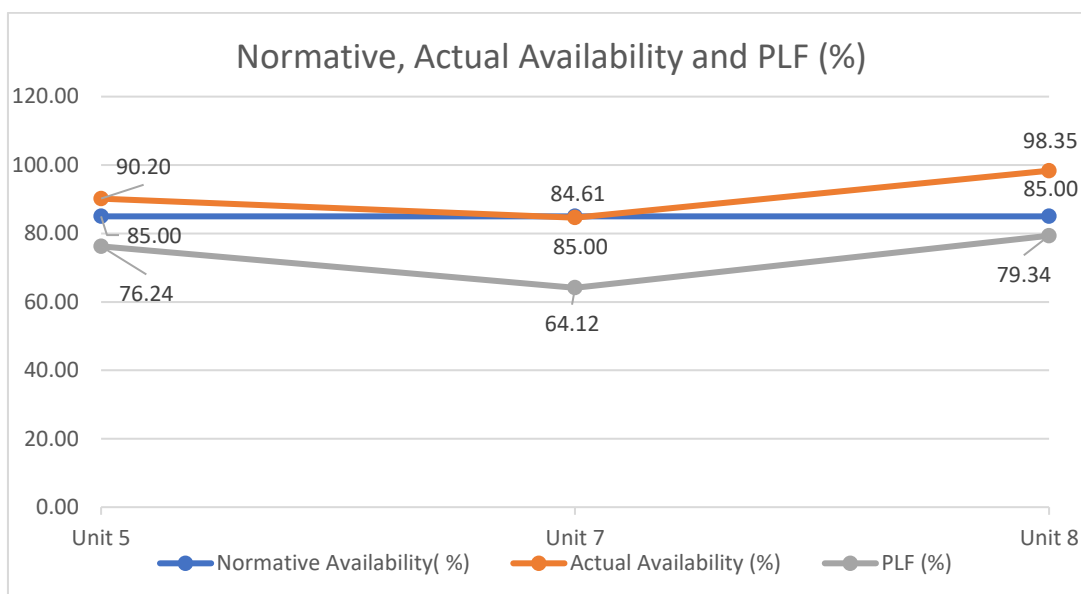
TPC-G

5.2 TPC-G Units 5 and Unit 8 have declared Availability of more than 90% which is higher than the normative Availability of 85%, whereas Unit 7 has declared Availability of 84.61 % as the said unit was under planned outage during the start of September, 2021. In response to data gaps raised by the Commission for lower PLF of Unit-7, TPC submitted that it is due to lower availability of APM gas. The graph showing the comparison of Variable Cost in MoD Stack and monthly PLF for TPC-G thermal/gas units is given below:

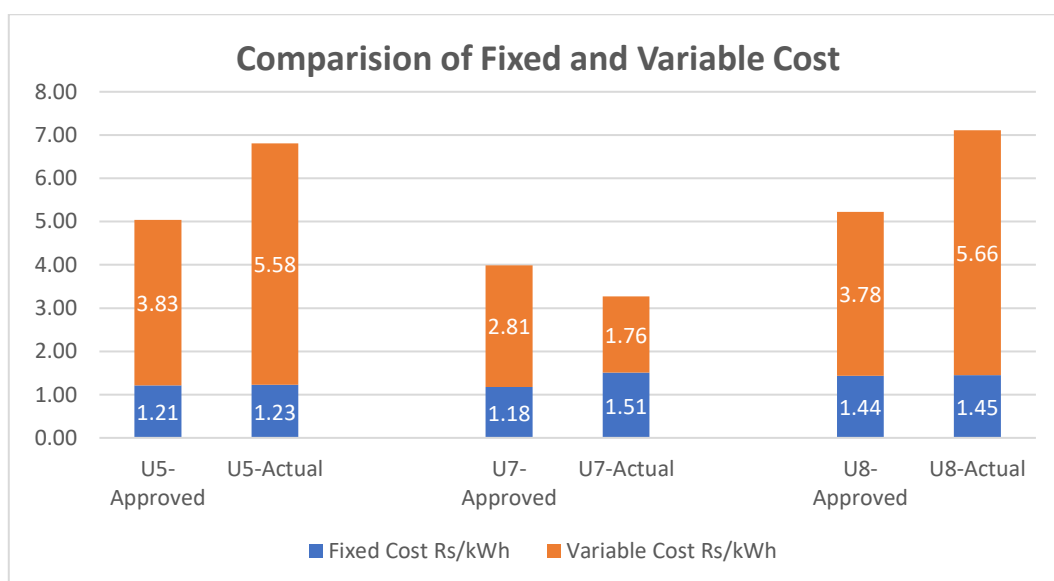


5.3 The graphical comparison of normative availability and actual availability for the month of September, 2021 is as given below:





5.4 The entire monthly fixed cost was payable in line with MYT Regulations, 2019 as the cumulative plant availability was higher than the normative availability of 85%. It is observed that Units 5, 7 and 8 have lower PLF resulting in higher fixed cost per unit than approved by the Commission. Also, the Variable Cost of the Unit 5 and Unit 8 was substantially higher than the approved cost mainly due to higher prices of imported coal. In respect of Unit 7, Variable Cost was lower than approved by the Commission in the Tariff Order. The comparison of Actual and Approved Fixed and Variable Cost of Units as shown in the graph below shows the impact of fixed cost due to actual generation.



5.5 The Availability of TPC-G units as compared to last year is as given below:

| TPC-G Units | Availability – September 2021 | Availability – September 2020 |
|-------------|-------------------------------|-------------------------------|
| Unit 5 | 90.20% | 99.35% |



| | | |
|--------|--------|------|
| Unit 7 | 84.61% | 100% |
| Unit 8 | 98.35% | 100% |

- 5.6 The Commission has observed that **TPC-D has purchased 301.95 MUs from TPC-G as against monthly approved quantum of 320.31 MUs**. TPC-D has purchased 55.77 MUs of hydro power which is lower than the approved quantum of 59.17 MUs, whereas balance quantum of 246.18 MUs is purchased from TPC-G Unit 5, 7 and 8 as against approved quantum of 261.13 MUs. Further, the Commission has verified that the payment of Fixed Charges for all the Thermal/Gas Units as well as Hydro Units have been worked out based on the cumulative availability as per the provisions of MYT Regulations, 2019.
- 5.7 The Commission in its Order dated 30 March, 2020 in Case No 300 of 2019 in respect of Fuel Utilisation Plan of TPC-G as held as follows:

*“7.17.7 Regarding the imported coal, it is submitted that Thermal Generating Station at Trombay needs ultra-low sulphur, low ash and Mid GCV coal to adhere with the stringent environment norms. **Since, PPAs were not finalised during the year 2019 and there was uncertainty with respect to future tie-ups, the coal tie-ups were done only for a period of one year.** The long term contract with Adaro is valid till 2020. Also, annual contract with Kideco and with Avra are valid upto July 31, 2020.*

*7.17.8 Regarding further fuel arrangement, **the Commission notes the TPC-G’s submission that, existing PPAs are valid till March 31, 2024 and hence, it is exploring the options to tie up Coal on annual basis or on term basis,** to get competitive prices for the required quantity in the best interest of consumers.*

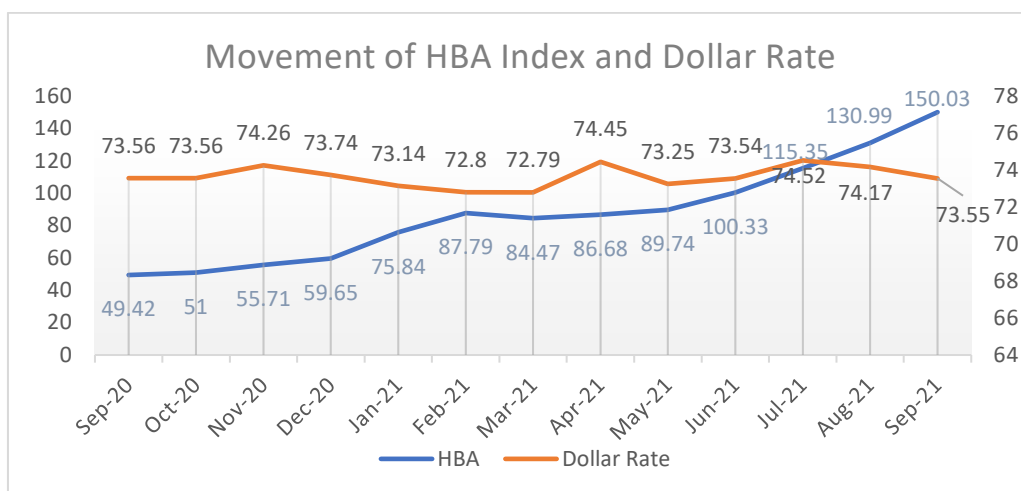
7.17.9 As regards Gas Contract, the Commission notes that existing APM gas Contract with GAIL is valid upto December 31, 2020. TPC-G submitted that it will be approaching GAIL for renewal of the contracts for further period as per usual practice.

*7.17.10 It is the primary responsibility of Generating Companies to ensure supply of fuel for operation of the plant However, the Commission, in the present Order, has reviewed the fuel arrangement to ensure the availability of plant. Further, TPC-G has tied up its capacity with BEST and TPC-D, which are supplying power to Consumers in Mumbai city. **The Commission notes that TPC-G has entered into Fuel Supply arrangement for shorter period in view of uncertainty of PPAs. The existing Coal contracts are valid upto July & August 2020 and Gas Contract upto December 2020. There is limited time available for entering into Fuel Supply contract. Hence, the Commission directs TPC-G to enter into fuel supply contracts or arrangement so as to ensure the supply of fuel till the validity of PPA, i.e., upto March 31, 2024 through transparent process of Competitive Bidding.** Further, TPC-G is directed to submit its Status report, on arrangement of Fuel Supply for future period, to the Commission within three (3) months from the date of this Order.”*



- 5.8 TPC-G's existing contracts for coal purchase expired in July 2020. Vide its letter dated 8 July, 2020, TPC-G informed that it has entered into coal contracts for 2.2 Million MT for two years from 1 August, 2020 onwards and further extendable by two years through competitive bidding. The Commission notes that the purchase of coal has been from the contracts entered into by TPC-G. The existing contracts which were approved by the Commission in the MYT Order as part of Fuel Utilisation Plan have expired and new contract have been entered through Competitive Bidding. Accordingly, the new contracts for purchase of imported coal will now be considered as part of Fuel Utilisation Plan. TPC-D has also signed contract with GAIL for supply of APM Gas for the period 7 July, 2021 to 6 July, 2026.
- 5.9 **The APPC for TPC-G, which generates power on Imported Coal, Domestic Natural Gas (under APM mechanism), Oil (LSHS), imported RLNG and hydro has been worked out at Rs. 5.60/ kWh as against the approved rate of Rs. 4.45/kWh.**
- 5.10 **The landed cost of coal for energy charge computation as claimed by TPC-G is Rs. 9876.22/MT as compared to approved rate of Rs. 6907.09/MT. It can be seen that the actual landed price is higher as compared to approved rate in the Tariff Order.** In response to query raised by the Commission in respect of higher rate of TPC-G, TPC-D submitted that Tata Power-G thermal power plant at Trombay is operated under 100% Indonesian coal. The price of this coal is based on HBA Index, which is internationally accepted. Since few months, HBA Index has gone up substantially (e.g. HBA Index for July'21 – 115.35 \$/MT, August'21 – 130.99 \$/MT and September'21 – 150.03\$/MT) and as an effect imported coal prices have gone up, owing to which Trombay Cost of Generation has increased. TPC-D has submitted the details in respect of instructions received from MSLDC for operation of Unit 5 and Unit 8. The Commission observes that there has been increasing trend in the imported coal price primarily attributed to demand supply position of the global coal market which is reflected in the HBA index for the last few months. HBA index was the highest in September, 21 as compared to last 12 months. HBA index is almost 3 times as compared to September 2020. Further, there is a marginal decrease in the dollar rate in the month of September 21 as compared to August 21. It is also observed that there is reduction in price of APM Gas to Rs. 10,851.59/SCM as compared to approved rate of Rs.17,653.75/SCM.
- 5.11 TPC-G mainly procures imported coal from Indonesian market. As per the Contract, the coal reference price is HBA index i.e., Harga Batubara Acuan for Indonesian coal which is set by Ministry of Energy and Mineral Resources (Indonesia). The Commission has sought for prevailing HBA index during the aforesaid period along with the detailed computation of FOB price at which the coal has been procured by TPC-G. The graph below shows the trend of HBA index which is considered by TPC-G for energy charge calculations. It can be observed that the HBA index has witnessed substantial increase from February, 2021 onwards. Also, the Dollar Exchange rate has witnessed a sharp surge in April 2021.





* - HBA indices at 6,322 kcal/kg GAR coal with 8% total moisture, 15% ash as received and 0.8% sulphur

\$ - Dollar Rate source - www.x-rates.com (Average rate for the month for representation purpose and may not be a reference rate at which Coal is procured)

5.12 The Commission has also sought coal purchase bills considered for September, 2021. The Commission has scrutinised the bills submitted and computed the purchase price of coal for the month of September, 2021 as shown in Table below:

| Date | Invoice QTY | GCV | HBA | Correction as per FSA | Invoice Rate | Coal Cost | Freight Rate | BF Correction | Freight Payable | Total Coal Cost | |
|--------------|---------------|-------------|---------------|-----------------------|--------------|-----------------|--------------|---------------|-----------------|-----------------|---------------|
| | MT | kcal/kg | \$/MT | \$/MT | \$/MT | \$ | \$/MT | \$/MT | \$ | \$ | \$/MT |
| a | b | C | D | E | F | G | h | I | J | K | l |
| 06-Aug-21 | 48550 | 4822 | 130.99 | 45.86 | 85.13 | 4133062 | 12.07 | 0.22 | 575318 | 4708379 | 96.98 |
| 21-Aug-21 | 51601 | 4917 | 130.99 | 40.63 | 90.36 | 4662666 | 12.07 | 0.52 | 595992 | 5258658 | 101.91 |
| 04-Sep-21 | 51100 | 4908 | 150.03 | 47.52 | 102.51 | 5238261 | 12.07 | 0.15 | 609112 | 5847373 | 114.43 |
| 05-Sep-21 | 62680 | 4878 | 150.03 | 52.23 | 97.80 | 6130104 | 10.57 | 0.15 | 653126 | 6783230 | 108.22 |
| 06-Sep-21 | 52565 | 4873 | 150.03 | 51.7 | 98.33 | 5168716 | 12.07 | 0.15 | 617698 | 5786415 | 110.08 |
| Total | 266496 | 4880 | 142.87 | 47.82 | 95.06 | 25332809 | 11.72 | 0.23 | 3051245 | 28384054 | 106.51 |

5.13 TPC-D has submitted the detailed coal computation for the coal purchased in September, 2021 and also the reconciliation of coal cost considered in Form F12 along with each coal invoice. The coal cost is arrived on the basis of Goods Receipt Note (GRN) in the SAP system which is dependent on the rate of coal purchase (in Rs./MT or USD/MT) considered at the time of coal order (PO) booking. However, the coal cost mentioned in the coal invoice is as per the base price of coal purchase (in Rs./MT or USD/MT) arrived on the basis of actual gross calorific value, Moisture content, Ash content, Sulphur content, HBA indices etc. Once the invoice is booked in the SAP system after GRN of full coal quantity of a shipment, the cost as per coal invoice gets booked against each shipment in the SAP system in order to make payment to the supplier. To facilitate this,



the difference between coal cost in Goods Receipt Note (GRN) and coal cost in the invoice is booked as adjustment entry in the SAP. Hence, the coal inventory gets valued ultimately at the invoice values and at the coal purchase rate (in Rs./MT or USD/MT) prevailing on the date of billing.

5.14 Further, as the coal purchase during a month is generally not utilised in the same month, hence, there is a variation in above computed coal price vis-à-vis coal price as considered by TPC-G for energy charge calculations. The cost of coal for energy charge computation pertains to coal consumed during the respective months which is arrived based on the actual cost of coal inventory as well as the purchased coal cost received in the coal yard.

5.15 Apart from above, the Commission has also sought for third party sampling report for GCV verifications. TPC-G has submitted the third-party sampling certificate for the respective period. The Commission has verified the document submitted and found to be in order. TPC-G has also considered the stacking loss as per norms approved by the Commission while computing the Energy Charges.

5.16 From the Table above, the basic purchase cost of imported coal including freight during the month of September, 2021 as per bills submitted worked out at USD 106.51/MT. TPC-D has booked Rs. 7988.21/MT (i.e. Rs. 7115.78/MT for Coal and Rs. 872.43/MT for freight). Also, other coal handling charges such as insurance, handling and wharfage charges, taxes and duties, clean energy cess and other miscellaneous charges considered by TPC-D are in line with the average prices approved in the previous quarters and accordingly, the total landed cost of coal arrived is Rs. 9824.83/MT. Accordingly, the break-up of the cost as submitted by TPC-D and as considered by the Commission against the procurement of coal for the month of September, 2021 is as given below:

| Sr. No | Particular | Source / Formula | Units | As Submitted – Coal Cost | As Approved – Coal Cost |
|--------|---|------------------|---------------|--------------------------|-------------------------|
| 1 | Basic Coal cost + Freight in Rs. | As submitted | Rs./MT | 7,988.21 | 7,988.21 |
| 2 | Excise + Custom Duty + CE Cess+ Insurance | As submitted | Rs./MT | 847.84 | 847.84 |
| 3 | Handling and Wharfage | As submitted | Rs./MT | 664.60 | 664.60 |
| 4 | Other Fuel Handling Charges | As submitted | Rs./MT | 377.61 | 377.61 |
| 5 | Other Adjustment | As submitted | Rs./MT | (53.43) | (53.43) |
| 6 | Total as per Form 12 | Sum(1:5) | Rs./MT | 9,824.83 | 9,824.83 |

5.17 It is observed that there is difference in coal cost considered in Form 11 and Form 12. TPC-D submitted that the difference in the cost is due to Foreign exchange variation due



to difference in dollar rate at the time of booking of Purchase Order and the actual payment made to vendor and the employee cost. Accordingly, the coal consumption cost considered by the Commission as per Form 11 is as given below:

| Particulars | Units | TPC Submission | As Approved |
|----------------------------------|-------|----------------|-------------|
| Form F12 - Coal Consumption Cost | Rs/MT | 9396.51 | 9396.51 |
| Foreign Exchange Rate Variation | Rs/MT | 456.22 | 456.22 |
| Employee Cost | Rs/MT | 23.48 | 23.48 |
| Form F11 - Coal Consumption Cost | Rs/MT | 9876.22 | 9876.22 |

5.18 In view of the above, the Commission has considered APPC of Rs 5.60/kWh as against approved rate of Rs. 4.45/kWh for power purchased from TPC-G for the month of September, 2021.

5.19 Variation in power purchase expenses from TPC-G can be divided on account of change in quantum and per unit rate as follows:

| Month | Increase in Expenses for power purchase from TPC-G (Rs. Crore) | | |
|----------------|--|---|-------|
| | On Account of change Quantum of Power Purchase | On Account of change in Per Unit rate of Power Purchase | Total |
| September 2021 | (8.17) | 34.84 | 26.67 |

Out of above, variation on account of increased per unit rate is only considered for FAC computation.

Renewable Sources

5.20 TPC-D has tied up non-solar generation (Wind) of 108 MW and 178.06 MW of solar to meet its Renewable Purchase Obligation. The Commission in the Tariff Order has approved the said purchase for non-solar and solar energy at average rate of Rs. 4.15/kWh and Rs. 9.10/kWh respectively. Further, the Commission has also approved non-solar and solar REC's at Floor Price of Rs.1.00/kWh for approximately 382 MUs towards shortfall in meeting RPO.

5.21 TPC-D had purchased non-Solar (45.95 MUs) and Solar RE (24.55 MUs) power during the month of September, 2021. TPC-D has purchased solar energy from its long term contracts (23.52 MUs) and G-TAM market (1.03 MUs at the rate of Rs 3.54/kWh) on IEX. It has submitted invoices for solar energy purchase of 24.55 MUs and the said solar purchase is as per invoice submitted by TPC-D. Accordingly, the total purchase of 24.55 MUs at the rate of Rs 3.73/kWh is considered by the Commission in FAC computation. In respect of non-solar, TPC-D has submitted that it is yet to receive credit notes



(invoices) for the wind power procured from various generators during September, 2021 and accordingly wind power purchase has been considered based on the monthly meter reading data (23.88MUs) and scheduled energy for bilateral purchase (22.07 MUs at Rs 3.27/kWh) done through competitive bidding. The Commission has considered the total non-solar energy of 45.95 MUs at the rate of Rs 4.13/kWh as submitted by TPC-D. However, TPC-D is directed to submit the invoices of non-solar wind energy purchase during the FAC submission of next month for verification. The Commission in its Order dated 11 October, 2021 in Case No 88 of 2021 had directed TPC-D to purchase the wind power at Rs 2.52/kWh as against Rs 3.27/kWh and accordingly adjust the cost of wind power purchase in the FAC approval. Accordingly, the Commission has adjusted the cost for September, 2021 and added the amount of Rs (1.66) Crore in the standalone FAC amount for the month of September, 2021.

5.22 The Commission observes that TPC-D has purchased total 70.49 MUs of RE power during the month of September, 2021. **The average power purchase cost from RE sources is Rs. 3.99/kWh as compared to approved rate of Rs. 5.85/kWh mainly due to fact that REC's have not been purchased by TPC-D, purchase of solar energy from IEX and wind power through competitive bidding. Accordingly, the Commission has considered RE purchase as submitted by TPC-D.**

5.23 Variation in power purchase expenses from RE Sources can be divided on account of change in quantum and per unit rate as follows:

| Month | Increase in Expenses for power purchase from RE Sources (Rs. Crore) | | |
|----------------|---|---|-------|
| | On Account of change Quantum of Power Purchase | On Account of change in Per Unit rate of Power Purchase | Total |
| September 2021 | 23.02 | (13.01) | 9.92 |

Out of above, variation on account of increased per unit rate is only considered for FAC computation.

Short Term Purchase

5.24 With regards to short term purchase, **TPC-D has purchased 38.34 MUs at average rate of Rs. 3.49/kWh as compared to approved rate of Rs. 3.56/kWh to meet its demand.**

5.25 TPC-D has purchased power from exchange and the said purchase is also verified from the invoices submitted by TPC-D. Accordingly, the Commission has considered the short-term purchase by TPC-D for the month of September 2021.

5.26 Variation in power purchase expenses from Short Term Sources can be divided on account of change in quantum and per unit rate as follows:



| Month | Increase in Expenses for power purchase from Short Term (Rs. Crore) | | |
|----------------|---|---|---------|
| | On Account of change Quantum of Power Purchase | On Account of change in Per Unit rate of Power Purchase | Total |
| September 2021 | (10.49) | (0.26) | (10.74) |

Imbalance Pool

5.27 **It was observed that TPC-D has drawn 16.14 MUs from the imbalance pool during the month of September, 2021.** The power drawn from the imbalance pool is supplied to the consumers and is already billed as per Tariff approved by the Commission. The Energy Charge approved also includes the element of power purchase. It is therefore pertinent that such cost of such power drawn from the pool is considered while computing FAC.

5.28 Due to historical issues of delay in computing imbalance pool quantum and cost of power, for which appropriate orders are already passed by the Commission, the imbalance pool quantum and cost is required to be considered on provisional basis to avoid any adverse impact in future. If the said cost and quantum is not considered, it will not only result in recovering the cost from the consumers as billing has already been done, but also increase the overall power purchase cost for the particular month having positive impact on FAC and burdening the consumers. Also, as and when the final bills are issued by MSDLC, the power purchase cost of the imbalance pool quantum will be levied in future months, thereby burdening the consumers in future in that month when such cost will be levied. Accordingly, to balance the overall interest of consumers and licensee, the Commission has considered imbalance pool quantum as submitted by TPC-D at provisional rate of Rs. 2.86/kWh as considered in the MYT Order. This provisional consideration of cost for FAC computation will get adjusted during truing-up of the respective year.

Sale of Power

5.29 **TPC-D has done sale of surplus power to the extent of 1.83 MUs during the month at Rs. 6.31/kWh. With such a sale of power TPC-D has earned revenue of Rs. 1.16 Crore.** TPC-D has managed to sell the surplus power at a rate higher than the marginal cost of TPC Unit 5, thus lowering the APCC and benefitting the consumers. Hence, the Commission has considered the actual quantum and revenue against surplus sale.

Approved Cost of Power Purchase

5.30 In view of the above, the overall cost approved in the Tariff Order and actual for the month of September, 2021 considered by the Commission is as shown below:



| Particulars | Source | Power Purchase Quantum (MU) | Fixed Cost (Rs. Crore) | Fixed Cost (Rs./kWh) | Variable Cost (Rs. Crore) | Variable Cost (Rs./kWh) | Total Cost (Rs. Crore) | APPC (Rs./kWh) |
|-------------------------|----------|-----------------------------|------------------------|----------------------|---------------------------|-------------------------|------------------------|----------------|
| TPC-G | Approved | 320.31 | 39.36 | 1.23 | 103.16 | 3.22 | 142.52 | 4.45 |
| | Actual | 301.95 | 39.90 | 1.32 | 129.29 | 4.28 | 169.19 | 5.60 |
| Renewable including REC | Approved | 31.15 | - | - | 18.23 | 5.85 | 18.23 | 5.85 |
| | Actual | 70.49 | | - | 28.15 | 3.99 | 28.15 | 3.99 |
| Short Term | Approved | 67.81 | - | - | 24.13 | 3.56 | 24.13 | 3.56 |
| | Actual | 38.34 | | - | 13.38 | 3.49 | 13.38 | 3.49 |
| Imbalance Pool | Approved | - | - | - | - | - | - | - |
| | Actual | 16.14 | | | 4.62 | 2.86 | 4.62 | 2.86 |
| Sale of Surplus Power | Approved | - | - | - | - | - | - | - |
| | Actual | -1.83 | | - | -1.16 | 6.31 | -1.16 | 6.31 |
| Total | Approved | 419.27 | 39.36 | 0.94 | 145.52 | 3.47 | 184.88 | 4.41 |
| | Actual | 425.10 | 39.90 | 0.94 | 174.28 | 4.10 | 214.19 | 5.04 |

5.31 Considering the above, the Commission allows the average power purchase cost of Rs. 5.04/kWh for the month of September, 2021 as shown in Table above. The variation in power purchase cost is mainly on account of higher cost of TPC-G, lower cost of RE Power purchase and imbalance pool quantum. The actual purchase for same month in FY 2020-21 i.e. September, 2020 was 387.31 MU and power purchase cost was Rs. 144.24 Crore with APPC of Rs. 3.72/kWh. TPC-D, in response to query raised by the Commission to reduce the overall average power purchase cost in September 2021, has submitted that TPC-D has purchased short term power (38.34 MUs at Rs 3.49/kWh) and green power (1.03 MUs at Rs 3.54/kWh from Green Market on IEX) for meeting demand during the day in September 2021 at the rate which is lower than TPC-G. The Commission notes the submission of TPC-D.

6. FAC on account of fuel and power purchase cost (F)

6.1 The Commission has worked out the average power purchase cost for the month of September, 2021 as shown in above table. The same has been compared with the average power purchase cost approved by the Commission in Tariff Order dated 30 March, 2020 and accordingly arrived at differential per unit rate at which Z_{FAC} is to be passed on to the consumers.

6.2 The following table shows the Z_{FAC} worked out by the Commission on account of difference in fuel and power purchase cost for the month of September, 2021.



| S. No. | Particulars | Units | September 2021 |
|--------|---|------------------|----------------|
| 1 | Average power purchase cost approved by the Commission | Rs./kWh | 4.41 |
| 2 | Actual average power purchase cost | Rs./kWh | 5.04 |
| 3 | Change in average power purchase cost (=2 -1) | Rs./kWh | 0.63 |
| 4 | Net Power Purchase | MU | 425.10 |
| 5 | Change in fuel and power purchase cost (=3 x 4/10) | Rs. Crore | 26.74 |

As mentioned in Para 5.21 above, the amount of Rs (1.66) Crore is to be adjusted in respect of Wind Power purchase by TPC-D as per direction of the Commission in its Order dated 11 October, 2021 in Case No 88 of 2021. The Commission has added the amount of Rs (1.66) Crore to the FAC amount for September, 2021 and accordingly, the standalone FAC for the month is Rs 25.08 Crore.

7. Adjustment for over recovery/under recovery (B)

7.1 The adjustment for over recovery/under recovery has to be done for the (n-4) month as per provisions of MYT Regulations, 2019. As FAC levied for the month of May, 2021 was nil, there would not be any adjustment factor for the month of September, 2021 while computing the allowable FAC.

8. Carrying Cost for over recovery/under recovery (B)

8.1 As explained in the above paragraph in absence of any adjustment factor for previous month, there is no carrying cost which is to be allowed in FAC for the month of September, 2021.

9. Disallowance due to excess Distribution Loss

9.1 Regulation 10.8 of MYT Regulations, 2019 provides for FAC amount to be reduced in case the actual distribution loss for the month exceeds the approved distribution loss. The relevant extract is reproduced as follows.

“10.8 The total Z_{FAC} recoverable as per the formula specified above shall be recovered from the actual sales in terms of “Rupees per kilowatt-hour”:

Provided that, in case of unmetered consumers, the Z_{FAC} shall be recoverable based on estimated sales to such consumers, computed in accordance with such methodology as may be stipulated by the Commission:

Provided further that, where the actual annual sliding distribution losses of the Distribution Licensee exceed the level approved by the Commission, the amount of



Z_{FAC} corresponding to the excess distribution losses (in kWh terms) shall be deducted from the total Z_{FAC} recoverable”

9.2 The following table provides the comparison of approved and actual distribution loss and disallowance due to excess distribution loss if any.

| S. N | Particulars | Units | Approved in Tariff Order | September 2021-Actual | Actual Cumulative (April 2021 to September 2021) | Annual Sliding Distribution Loss (Oct 2020 to September 2021) |
|------|---|------------------|--------------------------|-----------------------|--|---|
| 1 | Net Energy Input at Distribution Voltage | MU | 3401.69 | 226.50 | 1338.62 | 2571.05 |
| 2 | TPC-D Retail Sales (excluding sales at 110/132 kV level) | MU | 3366.99 | 225.27 | 1325.31 | 2542.29 |
| 3 | Distribution Loss (1 - 2) | MU | 34.7 | 1.225 | 13.30 | 28.76 |
| 4 | Distribution Loss as % of net energy input (3/1) | % | 1.02% | 0.54% | 0.99% | 1.12% |
| 5 | Excess Distribution Loss = [Actual Distribution Loss (4) - Distribution loss approved] x Net Energy Input (1) | MU | - | - | - | 0.22 |
| 6 | Disallowance of FAC due to excess Distribution Loss | Rs. Crore | - | - | - | 0.15 |

9.3 It is seen that standalone distribution loss for the month of September, 2021 is lower than approved loss. In response to the query raised by the Commission, TPC-D submitted that in monthly distribution loss computation, input energy is considered for calendar month and energy billed in the month (output energy) does not correspond to exact calendar month on account of billing cycle spread across consecutive months. However, such variations normalise when we consider cumulative losses for the year. It is observed that cumulative loss of 0.99% upto September, 2021 is only marginally lower than approved loss.

9.4 The Commission notes that estimated sales for the month of September, 2021 is only 0.15% of the total sales i.e. 0.59 MUs. The comparison of Distribution Loss for April, 2021 to September, 2021 as compared to previous years is as given below:

| Particulars | FY2021-22 | FY2020-21 | FY2019-20 |
|----------------------|--------------|--------------|--------------|
| <i>Approved Loss</i> | <i>1.02%</i> | <i>1.02%</i> | <i>1.02%</i> |
| April | 1.08% | 7.46% | 1.46% |
| May | 2.60% | 14.85% | -0.37% |



| Particulars | FY2021-22 | FY2020-21 | FY2019-20 |
|----------------------------------|--------------|--------------|--------------|
| June | -0.52% | -1.86% | 2.12% |
| July | 1.55% | -2.65% | 5.20% |
| August | 0.65% | 0.86% | -5.47% |
| September | 0.54% | 1.53% | 2.16% |
| Cumulative Upto September | 0.99% | 3.09% | 0.85% |

9.5 It is observed that annual sliding Distribution Loss of 1.12% is higher than the approved loss of 1.02%. Accordingly, the Commission has disallowed Rs 0.02 Crore towards excess Distribution Loss for the month of September, 2021.

10. Summary of Allowable Z_{FAC}

10.1 The summary of the FAC amount as approved by the Commission for the month of September, 2021 is as shown in the Table below:



| S. No. | Particulars | Units | September 2021 - As per TPC | September 2021- As Approved |
|------------|---|------------------|-----------------------------|-----------------------------|
| 1.0 | Calculation of Z_{FAC} | | | |
| 1.1 | Change in cost of generation and power purchase attributable to Sales within the License Area (F) | Rs. Crore | 25.08 | 25.08 |
| 1.2 | Carrying cost for over-recovery/under-recovery (C) | Rs. Crore | 0.00 | 0.00 |
| 1.3 | Adjustment factor for over-recovery/under-recovery (B) | Rs. Crore | 0.00 | 0.00 |
| 1.4 | Z_{FAC} = F+C+B | Rs. Crore | 25.08 | 25.08 |
| 2.0 | Calculation of Per Unit FAC | | | |
| 2.1 | Energy Sales within the License Area | MU | 394 | 394.00 |
| 2.2 | Excess Distribution Loss | MU | 0.00 | 0.22 |
| 2.3 | Z _{FAC} per kWh | Rs./kWh | 0.00 | 0.67 |
| 3.0 | Allowable FAC | | | |
| 3.1 | FAC disallowed corresponding to excess Distribution Loss [(2.2 x 2.3)/10] | Rs. Crore | 0.00 | 0.02 |
| 3.2 | FAC allowable [1.4-3.1] | Rs. Crore | 25.08 | 25.06 |
| 4.0 | Utilization of FAC Fund | | | |
| 4.1 | Opening Balance of FAC Fund | Rs. Crore | (204.78) | (204.78) |
| 4.2 | Holding Cost on FAC Fund | Rs. Crore | - | (1.34) |
| 4.3 | Z _{FAC} for the month (Sr. N. 3.2) | Rs. Crore | 25.08 | 25.06 |
| 4.4 | Closing Balance of FAC Fund | Rs. Crore | (179.70) | (181.06) |
| 4.5 | Z _{FAC} leviable/refundable to consumer | Rs. Crore | 0.00 | 0.00 |
| 5.0 | Total FAC based on category wise and slab wise allowed to be recovered in the billing month of November-21 | Rs. Crore | 0.00 | 0.00 |
| 6.0 | Carried forward FAC for recovery during future period (4.5-5.0) | Rs. Crore | 0.00 | 0.00 |

10.2 It can be seen from the above table that standalone FAC for the month of September, 2021 is Rs. 25.06 Crore. As the FAC is positive, the said amount will be from the FAC Fund for stabilisation of FAC rate over the period.

11. Recovery from Consumers:

11.1 Regulation 10.9 of MYT Regulations, 2019 provides for methodology of recovery of FAC charge from each category of consumers. The relevant extract is reproduced as below.



“10.9 The ZFAC per kWh for a particular Tariff category/sub-category/consumption slab shall be computed as per the following formula: —

$$Z_{FAC\ Cat} (Rs/kWh) = [Z_{FAC} / (\text{Metered sales} + \text{Unmetered consumption estimates} + \text{Excess distribution losses})] * k * 10,$$

Where:

$Z_{FAC\ Cat}$ = ZFAC component for a particular Tariff category/sub-category/consumption slab in ‘Rupees per kWh’ terms;

k = Average Billing Rate / ACOS;

Average Billing Rate = Average Billing Rate for a particular Tariff category/sub-category/consumption slab under consideration in ‘Rupees per kWh’ as approved by the Commission in the Tariff Order:

Provided that the Average Billing Rate for the unmetered consumers shall be based on the estimated sales to such consumers, computed in accordance with such methodology as may be stipulated by the Commission:

ACOS = Average Cost of Supply in ‘Rupees per kWh’ as approved for recovery by the Commission in the Tariff Order:

Provided that the monthly ZFAC shall not exceed 20% of the variable component of Tariff or such other ceiling as may be stipulated by the Commission from time to time:

Provided further that any under-recovery in the ZFAC on account of such ceiling shall be carried forward and shall be recovered by the Distribution Licensee over such future period as may be directed by the Commission....”

- 11.2 The Commission allows the FAC amount of Rs. 25.06 Crore for the month of September, 2021 to be added to the FAC Fund and FAC amount accumulated shall be carried forward to the next billing cycle with holding cost.
- 11.3 The Commission in its approval for the month of August, 2021 has directed TPC-D to carry forward the approved FAC amount of Rs. (204.78) Crore to be accumulated as FAC Fund to be carried forward to the next billing cycle with holding cost. The opening balance of FAC fund along with holding cost is Rs. (206.12) Crore.
- 11.4 **The Commission in its approval dated 19 May, 2021 for the month of March, 2021 has allowed TPC-D to accumulate the FAC Fund arising out of negative FAC up to March, 2023 along with the holding cost. Accordingly, considering the approved standalone FAC amount of Rs. 25.06 Crore for the month of September, 2021 and**



opening balance FAC Fund of Rs. (206.12) Crore, the total amount of Rs. (181.06) Crore is accumulated in the FAC Fund. The Commission allows the TPC-D to carry forward the accumulated FAC fund of Rs. (181.06) Crore to the next billing cycle with holding cost.

- 11.5 In view of the above, the per unit Z_{FAC} for the month of September, 2021 to be levied on the consumers of TPC-D in the billing month of November, 2021 is Nil.

